

C. Operational Services Board Report



Northwest Fire District Governing Board

13535 North Marana Main Street
Marana, Arizona

SCHEDULED

FIRE CHIEF'S REPORT

Date:	April 22, 2025
To:	Governing Board
From:	Scott Draper
Department:	Operational Services
Agenda Item	Operational Services Board Report

ACTIVITIES:

Deputy Chief, Brian Keeley, Preparedness

Prevention Services – Division Chief Collin Wyckoff

The following is a report on activities in the Prevention Division:

Activity:

- The Prevention Division reviewed 76 plan submittals (In-District -67, Rincon Valley Fire District (RVFD) – 9) and billed \$310,156.52 in permitting fees fiscal year-to-date
- NWFD Inspectors conducted 318 occupancy inspections and mitigated 129 Fire Code violations
- NWFD responded and investigated 12 fires, saving \$690,844.00 in property value, with 0 civilian casualties
- Attended the NWFD Governing Board Budget Study Session
- Attended NWFD Leadership Committee meeting
- Attended NWFD Operations meeting
- Attended the Recruit Class 24-01 Graduation

Outside Agency Engagement

- Attended battery energy storage facilities building pre-application meeting with the Town of Marana
- Attended Life Beyond Books at Flowing Wells Middle School
- Attended the regional joint fire investigation meeting
- Attended the Southern Arizona Fire Marshals meeting
- Attended the Town of Marana street standards process manual update

Training – Division Chief Ian Cassidy

The following is a report on activities in the Training Division in the month of March 2025:

Jeff Piechura NWFD Training Center – Hours of Utilization

- Total Hours of Utilization: 480.0
- Formal Training Class Hours: 158.0
- Community Partners & Outside Contracted Hours: 111.0
- Drop-in Training Hours: 137.0

- Other Internal Use: 20.0

Training Request Tickets Received/Completed (Help Desk)

- Number of Tickets Received This Month: N/A
- Number of Tickets Completed: N/A
- Total Tickets Received YTD: N/A

*Ticketing system software is currently being replaced; numbers will be updated when new service is established.

Formal Training Completed/In-Progress (Mandatory)

- Academy 24-01 – 24 weeks completed; 0 weeks remain
- 21 Recruits graduated and assigned
- Quarter One (Q1) Company Readiness Drills Completed – Search & Rescue Evaluation
- Emergency Building Shoring (EBS) Structural Collapse Technician Course

Drop-In Training Completed

- Burn Building Evolutions
- Forcible Entry
- Ventilation
- Engineer Practical Testing Practice
- Captain Test Preparation

Training Opportunity Requests Issued (Optional)

- None

Training Memos Written/Released

- Quarter Two (Q2) Technical Rescue Technician (TRT)/HazMat/Wildland Refresher Training
- Training Paramedic Internal Assignment Request (IAR)
- Training Firefighter IAR
- Engineer Testing Internal Opportunity Request (IOR)
- Captain Testing IOR

Professional Development Completed/In-Progress

- None

Percentage of Annual Training Credential Completion

- Credential Completions Year-to-Date
 - Fire Fit-Physical Fitness: 26%
 - Special Operations Annual Refresher: 33%
 - Occupational Safety and Health Administration (OSHA) Compliance: 16%
 - Insurance Services Office (ISO) Facilities: 7%
 - ISO Company Training: 22%
 - ISO Hazmat: 22%
 - ISO Driver/Operator: 38%
 - ISO Fire Officer: 33%

Training Development & Updates

Captain Owen (Suppression):

- Completed Recruit Academy 24-01 which began on 10/1/24
- Recruits graduated and have been assigned to Response Division
- Finished delivery of the Quarter One (Q1) Company Readiness Drill (CRD) which focused on search and rescue
- Responded to multiple training requests and approved fire training to ensure 100% compliance with FireRescue1 (FR1) training data for year-end completion

Captain Simmons (EMS):

- Assisted with Academy Class 24-01
- Completed development of a new National Registry of Emergency Medical Technicians (NREMT) tracking credential which will bring consistency with new standards
- Continued notifications and approvals for multiple members with expiring NREMT certifications in March
- Finished delivery of Q1 CRD on search and rescue

Captain Medlen (Special Operations):

- Assisted with Academy Class 24-01
- Assisted with Q1 CRD delivery
- Completed delivery of Academy 24-01 special operations training
- Continued work on an elevator rescue course
- Began to prepare for Captain Cranford's Assignment at Training in April

Paramedic Pierpont (EMS):

- Assisted with Academy Class 24-01
- Assisted with Q1 CRD delivery
- Continued maintenance on all training mannequins, ensuring all are functional and made repairs to keep each at serviceable levels
- Continued writing intra-departmental procedure on Emergency Medical Service (EMS) mannequin maintenance and Emergency Medical Technician (EMT) class administration
- Began preparing for new Training Paramedic arrival in July

Engineer Emans (Suppression/Driver Training):

- Assisted with Academy Class 24-01
- Completed preparations for the May 2025 Driver Operator Program – A new textbook will be utilized.
- Continued preparations for an Engineer process and the subsequent Engineer Academy

AA II Ortiz (Support):

- Responded to training ticket requests which required scheduling of training rooms
- Continued writing intra-departmental procedures for the Administrative Assistant of Training's position
- Uploaded program files as they were completed to Laserfiche

Division Chief Cassidy (Support):

- Completed all work with Academy Class 24-01
- Continued work on a re-write of the Battalion Chief Certification Program, to be delivered in 2025
- Responded to multiple training tickets
- Wrote multiple memos regarding training topics and upcoming events
- Assisted with Special Operations Captain assignment interviews
- Began work on additional security measures for the Training Center with the assistance of the Facilities Division
- Began preparations for Academy 26-01
- Met with the Community Relations Division on Academy Family Night and Academy Graduation for an After-Action Review which will result in greater efficiencies in the future

Internal Meetings Attended/Hosted

- EMS Quality Assurance (QA)/Quality Improvement (QI) compliance meetings (bi-weekly): Training
- Training Staff meetings (bi-weekly): Training
- Operations Meeting: Training
- Equipment Work Group Meeting: Training
- Leadership Committee Meeting: Admin
- Awards Work Group Meeting: Admin
- Asset Works Meeting
- Fire Investigators Meeting

External Meetings/Training Hosted

- Countryside Village HOA Meeting: Station 338
- American Backflow Prevention Course
- Rotary Club of Marana Meeting: Training
- Granite Mountain Paramedic Refresher
- Border Patrol EMT Refresher

Medical Services – Division Chief Shawn Twilling

- NWFD performed 752 transports for the month of March, consisting of 517 Advanced Life Support (ALS) transports and 235 Basic Life Support (BLS) transports, 239 transfers of care to other providers, and 407 Patient Refusals, with 100% Quality Assurance (QA)/Quality Improvement (QI) of 1,437 reports (including misc. reports, i.e. dead-on scene)
- Attended weekly communications meetings with Tucson Fire Department (TFD) and Public Safety Communications Department (PSCD)
- Participated in the monthly map roll process with Geographic Information System (GIS) and PSCD
- Attended the monthly Leadership Committee meeting
- Attended the bi-monthly Emergency Medical Service (EMS) Continuous Quality Improvement (CQI) meeting
- Attended the bi-monthly EMS and Training meeting
- Attended the bi-monthly EMS and Operations meeting
- Attended the Protocol Development and Review Committee

- Attended the monthly Digitech status meeting
- Attended the Southeastern Arizona EMS (SAEMS) Base Hospitals Managers meeting
- Attended Pima County EMS (PEMS) meeting
- Attended ImageTrend National Emergency Response Information System (NERIS) meeting
- Monthly controlled substance audit
- Assisted with multiple user access for CompX (electronic access to apparatus drug boxes) and UCAPIT machines
- Assisted with various records release requests
- Attended weekly meetings with NWFD sponsored Paramedic Student Shane Larson
- Attended meeting with PSCD and Auto-Aid partners for MD-Ally telehealth press conference
- Attended NWFD Budget Study Session
- Finalized Department of Health Services (DHS) ambulance loadout list for NWFD ambulances
- Attended monthly Operations meeting
- Hosted UCAPIT demo for Santa Rita Fire District

Division Chief of Response – Dave Resnick

Operational Trainings and Meetings

- Attended Pima Regional Training/Exercise Committee meeting
- Attended Leadership Committee meeting
- Attended budget prep meeting
- Attended NWFD/UKG migration meeting via Teams
- Conducted interview for Special Operations Captain Assignment
- Attended Division meeting with the Fire Chief
- Attended NWFD Division Meeting
- Attended 2025 Wildland Kickoff meeting
- Attended Marana Founders' Day meetings
- Continued updating information in Telestaff
- Attended Operations meeting
- Attended Academy 24-01 Graduation

Special Operations

- 3/3-3/7 Hosted Regional Emergency Building Shoring (EBS) Class - 40-hour structural collapse class
- 3/4-3/6 Assisted with Academy ropes class
- 3/10-3/12 Assisted with Academy confined space class
- 3/17-3/18 Assisted with Academy trench class

Ceremonial Unit - Captain Matt Storms, Ceremonial Unit Leader

- 3/1 Safety Day at Tucson Mall – Multi-agency posting of colors
- 3/15 Marana Founder's Day Parade – Marana Police Department (MPD)/NWFD/Pipes and Drums
- 3/15 Pipes conducted their annual St. Patrick's Day pub crawl

- 3/16 Pipes attend the Tucson St. Patrick's Day parade
- 3/17 Pipes and Drums played for Paramedic Dave Arneson's Air Force Retirement Ceremony
- 3/17 NWFD Honor Guard assisted Tucson Fire Department (TFD) with the funeral services of Battalion Chief (BC) Pat Quinn, former TFD BC and NWFD Board Member
- 3/20 NWFD Academy 24-01 Graduation
- 3/22 NWFD & MPD presented colors for Cal-Portland Cement annual company gathering
- 3/22 Ceremonial unit presented colors for the Elks Lodge located in Station 331's first due in recognition of one of their long-time members and former service member

Wildland – Engineer Scott Peru, Wildland Coordinator

- 2025 Red Card Issuance
- Catalina Park Wildland Prep Program

Community Assistance Program (CAP)

- In-District Responses – 46
- Out of District Responses – 19
- Total Monthly Responses – 65

Total Annual CAP Responses - 587

CAP Community Engagement

- Oro Valley Police Department Citizen Academy
- Animal Cruelty Task Force
- Tucson Communications Center
- Bio One Restoration

CAP Training and Events

- Dementia Behavior
- Understanding Trauma
- Personality Priorities at Work

Health And Safety – Division Chief Robert Corbell

- Attended Leadership Committee meeting
- Attended Governing Board Budget Study Session
- Attended Station 331 Battalion Chief Headquarters safety inspection
- Attended Arizona Counter Terrorism Information Center (ACTIC) State Intelligence meeting via Zoom
- Attended Operations meeting
- Continued development on 40-hour Safety Captain job description
- Finalized Heat Injury and Illness Program
- Attended First Responder Mental Health Conference planning session

Safety Officers Report – Cpt. D. Castillo, Cpt. R. Fult, Cpt. A. Carter

- Continued support for scheduling annual Personal Protective Equipment (PPE) inspections and annual station inspections of PPE

- Continued work on hearing conservation survey
- Continued work on Carcinogen Reduction Program

Peer Support Team – Firefighter Damien Vrbanic – Peer Support Team Coordinator

- There were six (6) peer-to-peer interactions
- Continued collaboration with Dan Ingram on Chaplain program

Peer Fitness Team – Cpt. J. Lebrun

- Work Hardening Contact Hours - 24 hours
 - Returned three (3) suppression members back to shift
- Training PT Hours for Academy - 693 hours
- In-station Fitness Team assistance – 72 hours
- Purchased new gym equipment for Station 341

GOALS:

To save lives, protect property, and care for our community.

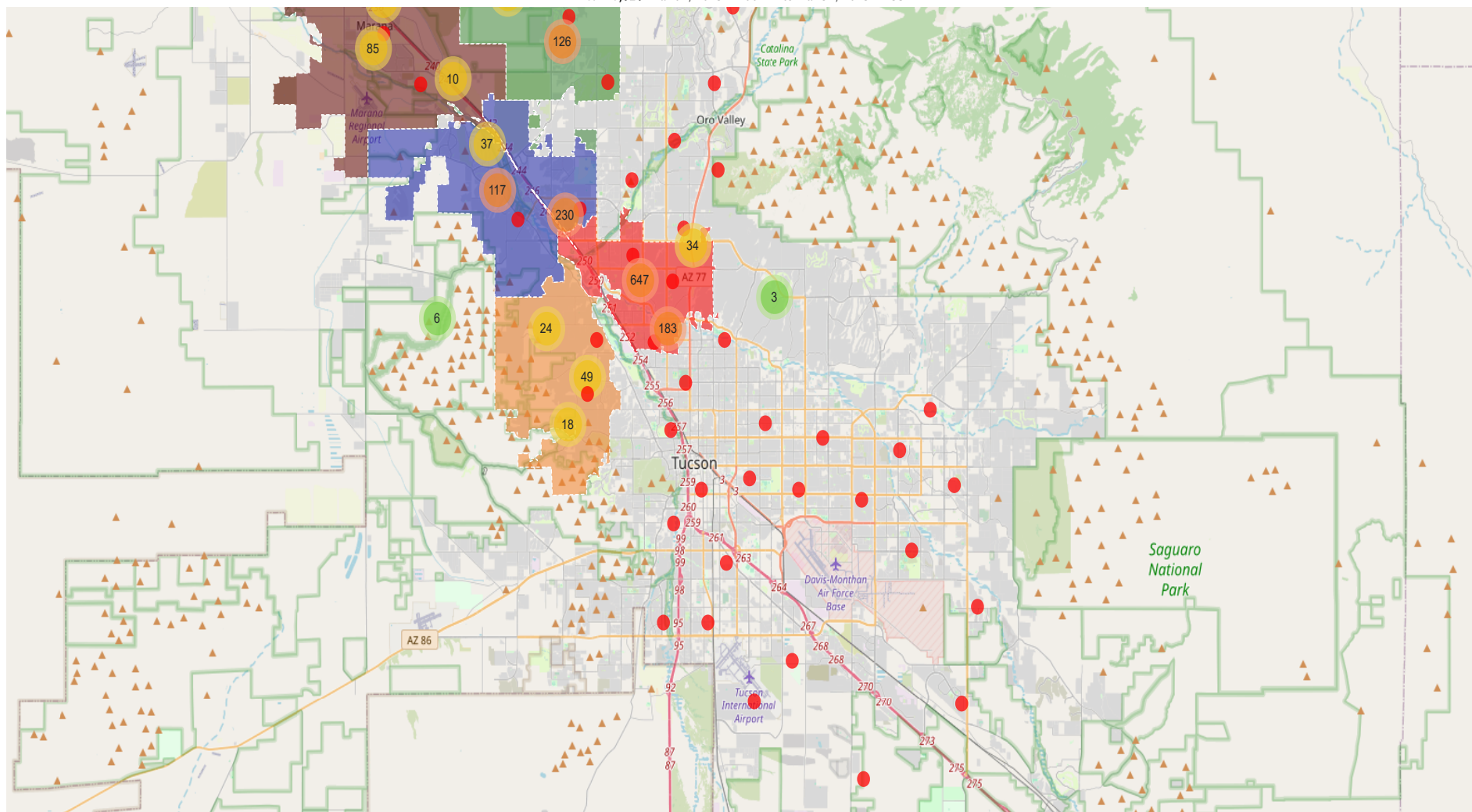
Attachments

Operations Statistics
Prevention Statistics
March 2025 CAP Statistics



Scene Locations of Fire Incidents

N = 1,620 Mar 01, 2025 12:00 AM to Mar 31, 2025 11:59 PM



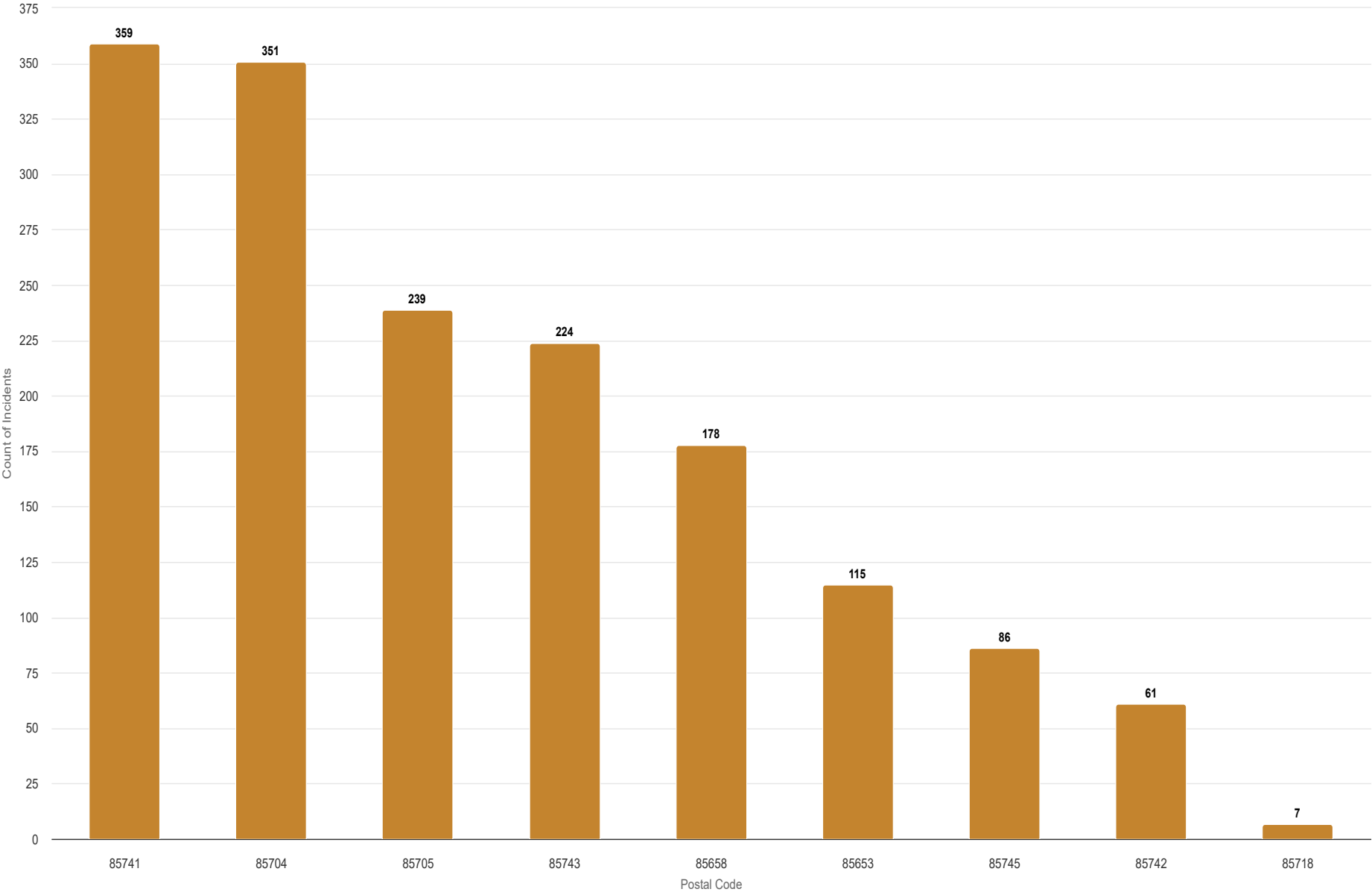
Map Layers:

- Fire Station Locations
- Planning Zone-Central Sta. 34 & 38
- Planning Zone-Core Sta. 30, 31 & 33
- Planning Zone-Northeast Sta. 37 & 39
- Planning Zone-Northwest Sta. 36 & 41

■ Planning Zone-South Sta. 32 & 35

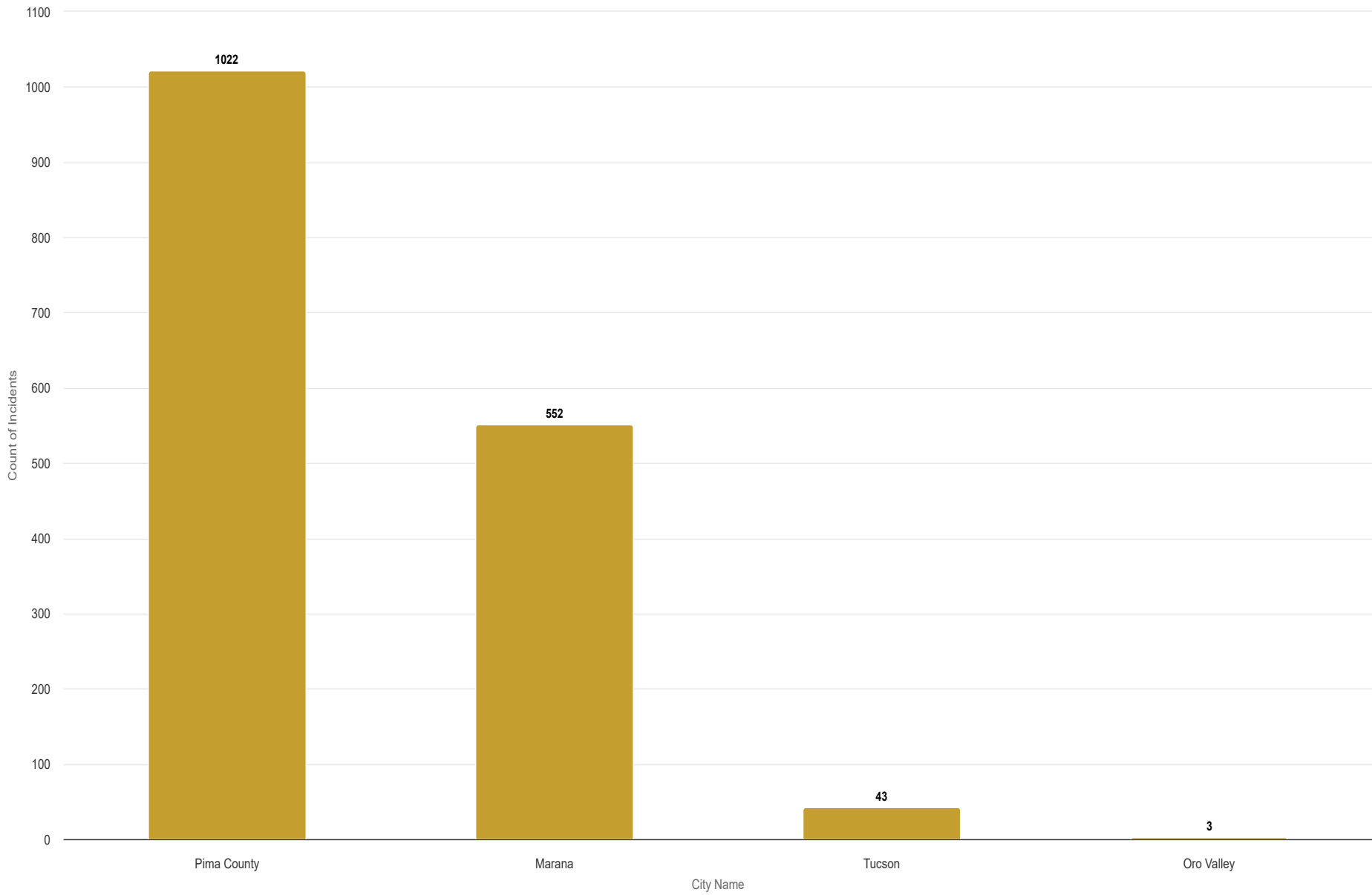
Incidents by Postal Code

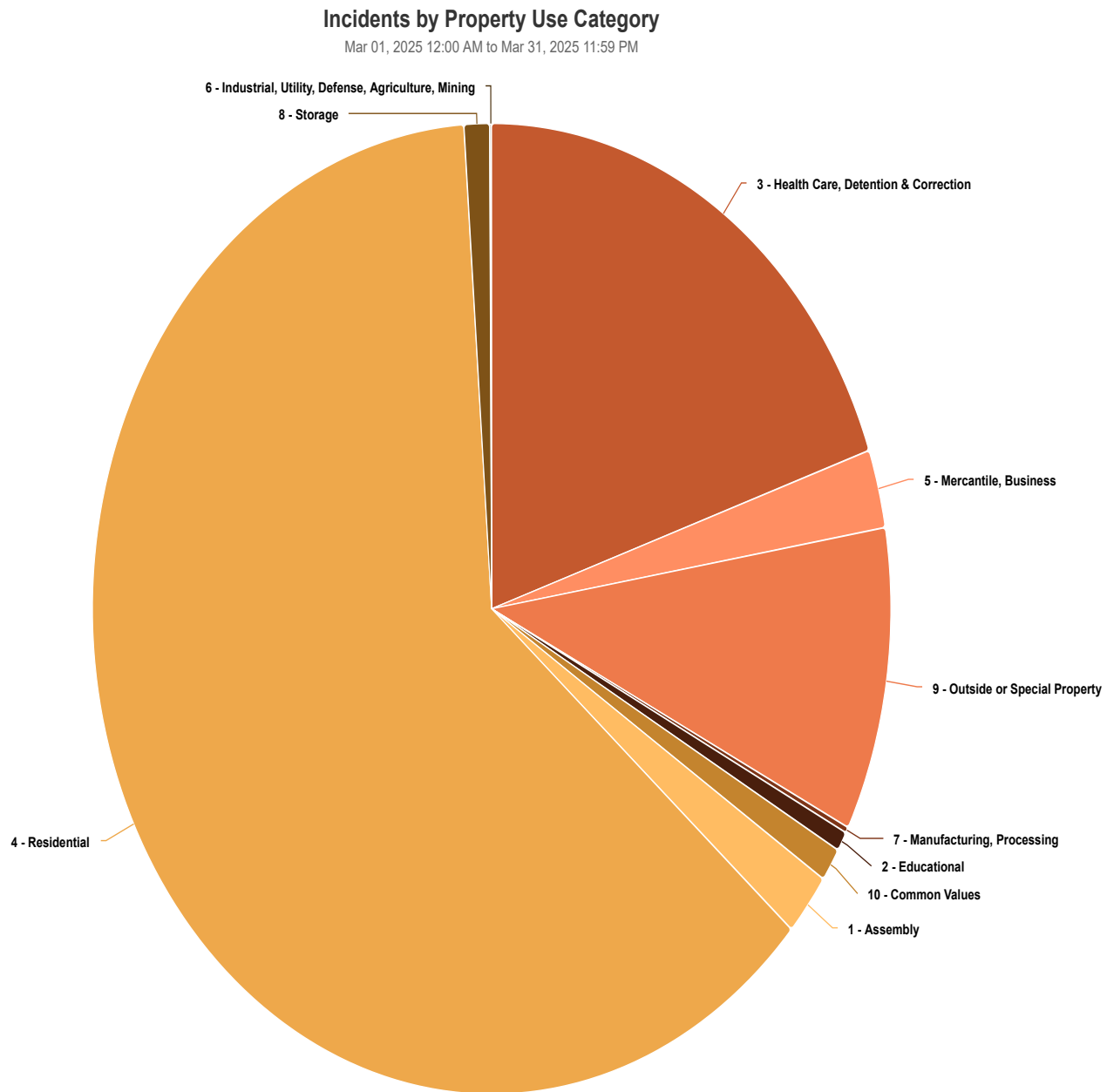
Mar 01, 2025 12:00 AM to Mar 31, 2025 11:59 PM

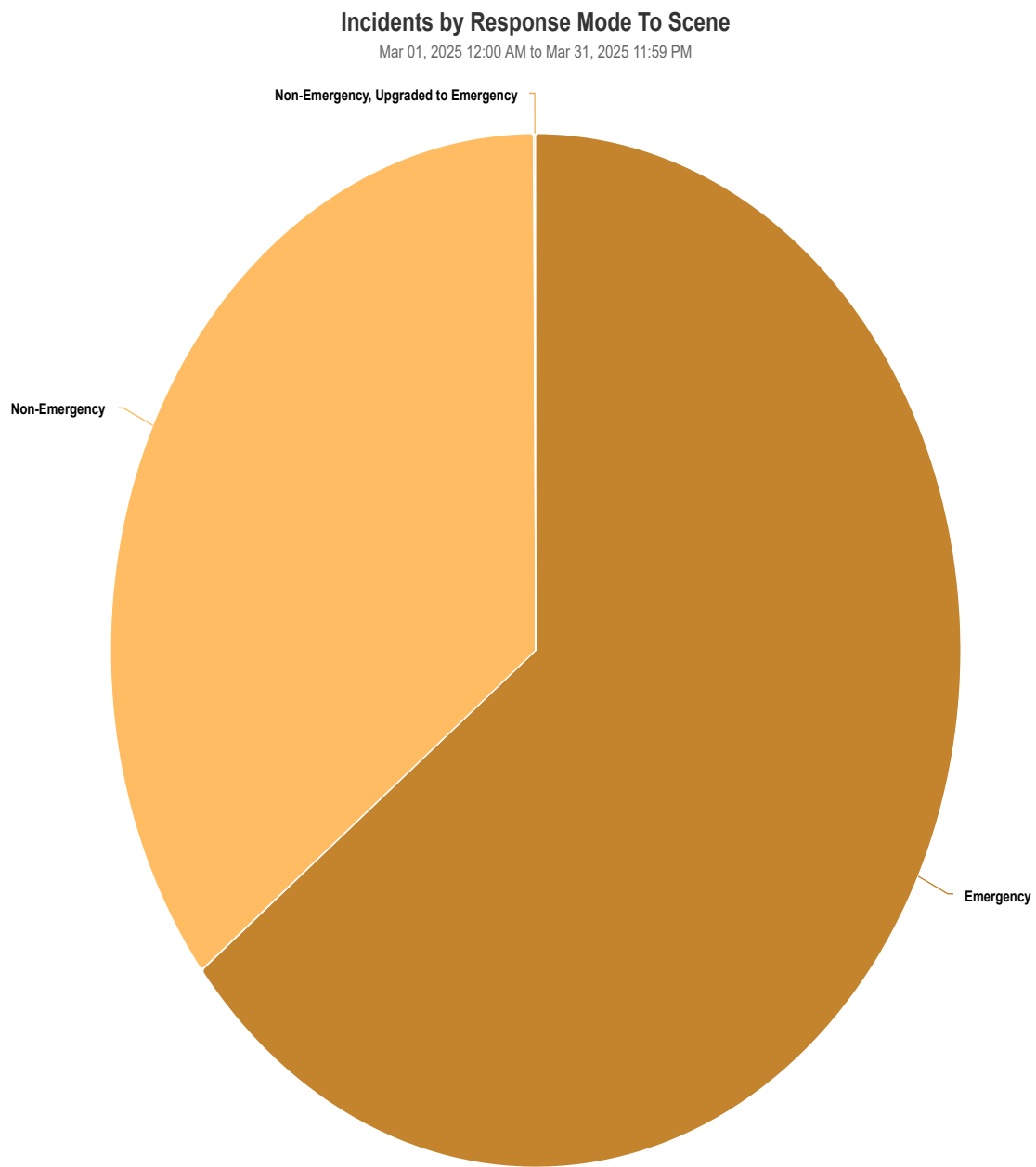


Incidents by City Name (Top 15)

Mar 01, 2025 12:00 AM to Mar 31, 2025 11:59 PM

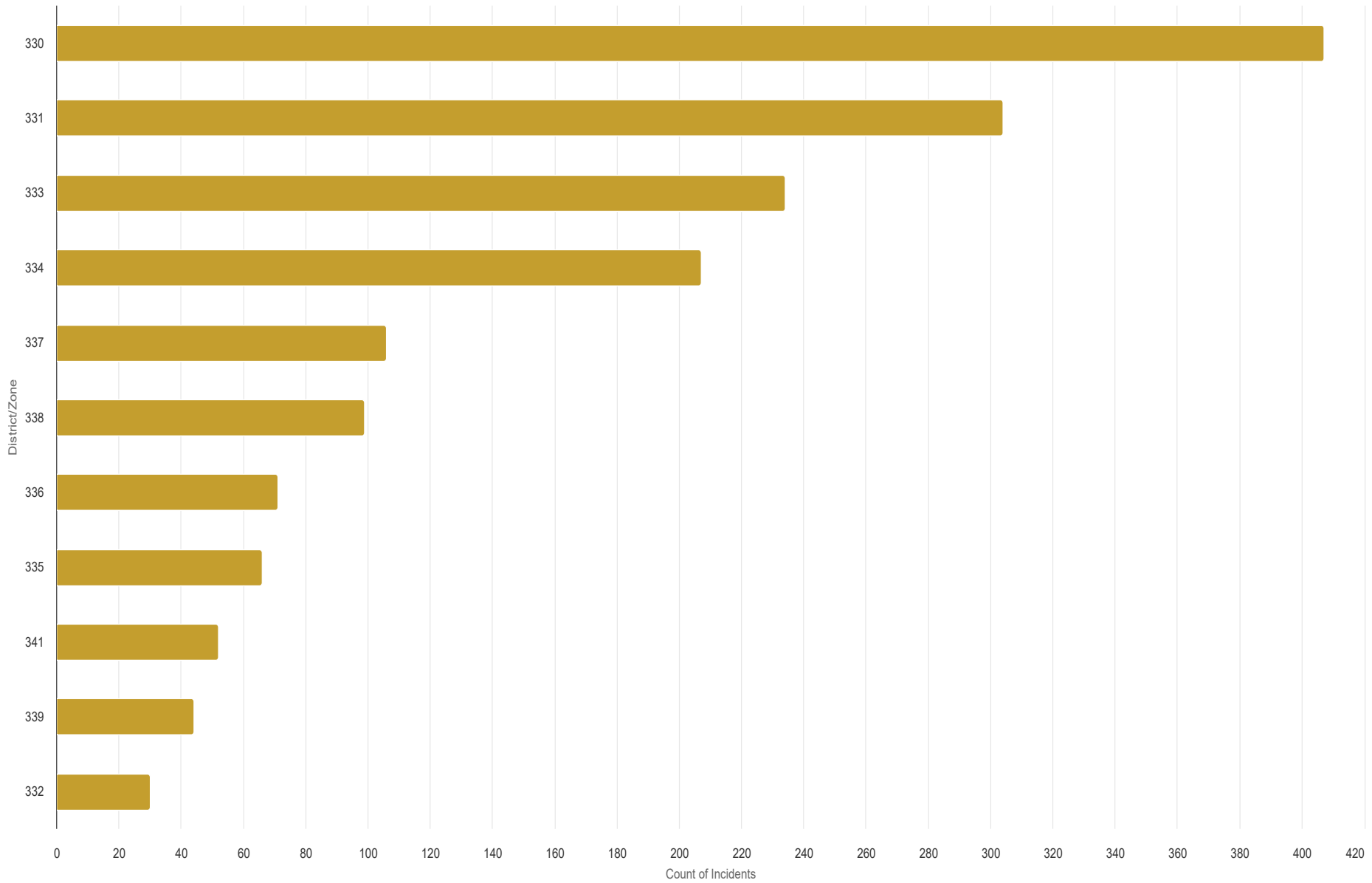






Incidents by District/Zone

Mar 01, 2025 12:00 AM to Mar 31, 2025 11:59 PM

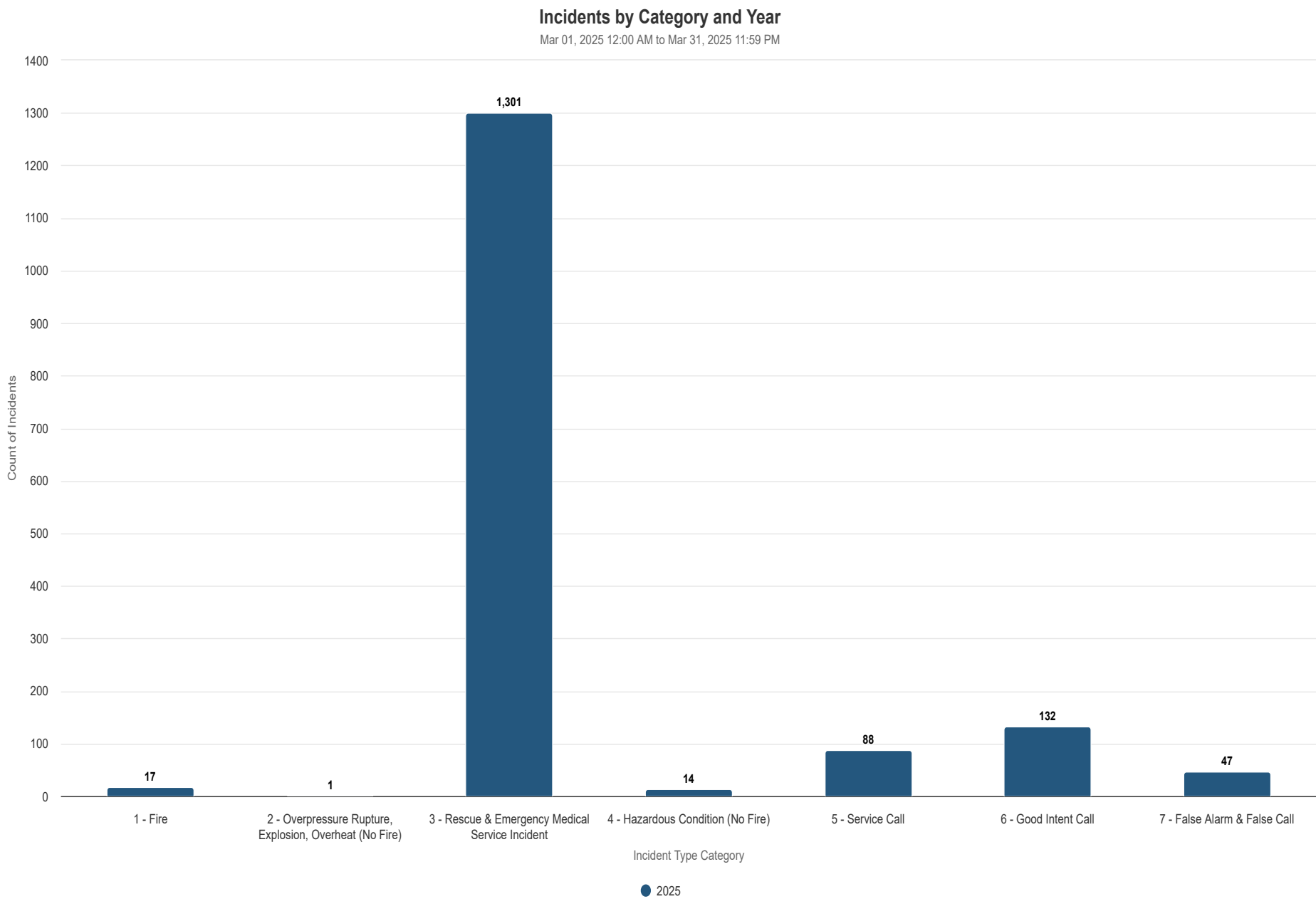


Incidents by District/Zone



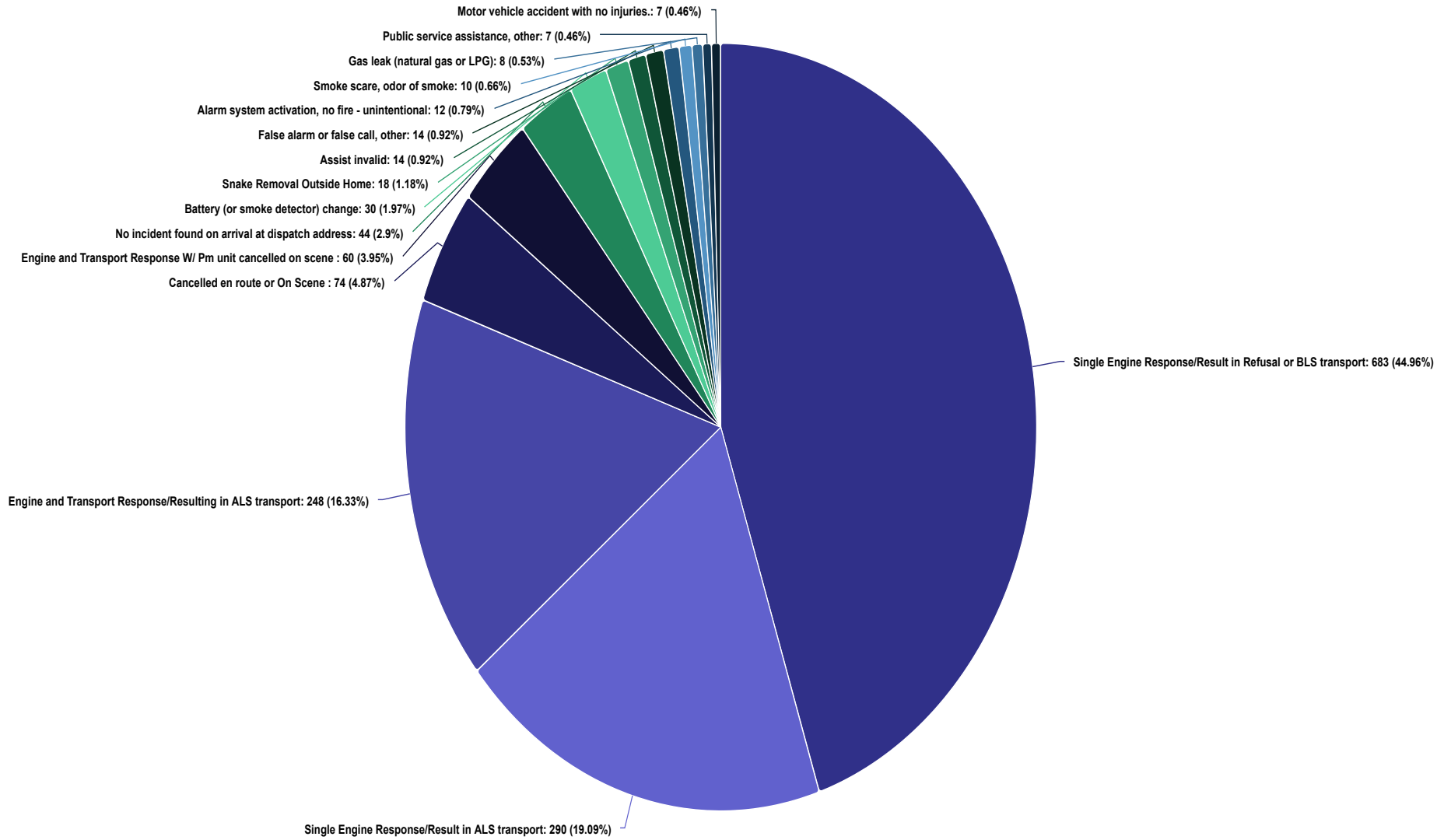
Jan 01, 2024 12:00 AM to Apr 01, 2025 08:02 AM

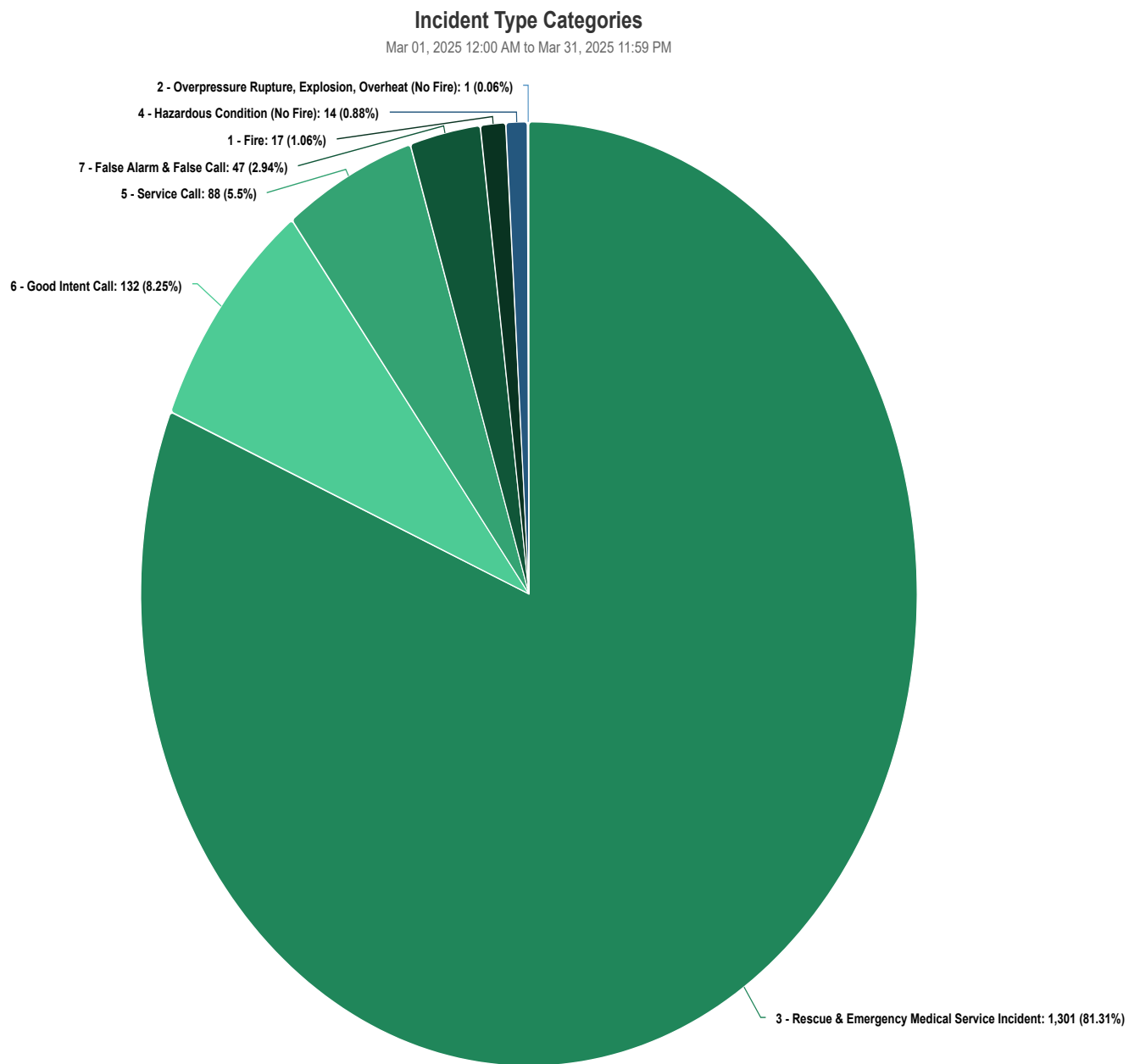
District/Zone	2025				2025		2024		YTD % Change
	Jan	Feb	Mar	Apr	Grand Total - Current	% of Total Incidents - Current	Grand Total - Previous	% of Total Incidents - Previous	
330	372	350	407	3	1,132	25.00%	1,026	25.00%	10.33%
331	255	233	304	0	792	17.00%	694	17.00%	14.12%
332	29	18	30	0	77	2.00%	90	2.00%	-14.44%
333	211	216	234	1	662	14.00%	657	16.00%	0.76%
334	237	231	207	0	675	15.00%	553	13.00%	22.06%
335	39	40	66	0	145	3.00%	115	3.00%	26.09%
336	81	58	71	2	212	5.00%	161	4.00%	31.68%
337	94	68	106	1	269	6.00%	260	6.00%	3.46%
338	113	89	99	0	301	7.00%	318	8.00%	-5.35%
339	56	50	44	0	150	3.00%	134	3.00%	11.94%
341	62	44	52	0	158	3.00%	113	3.00%	39.82%
GRFD	0	0	0	0	0	0.00%	2	0.00%	-100.00%
Grand Total	1,549	1,397	1,620	7	4,573	100.00%	4,123	100.00%	10.91%



Incident Types (Top 15)

Mar 01, 2025 12:00 AM to Mar 31, 2025 11:59 PM





Incidents by Category and Month

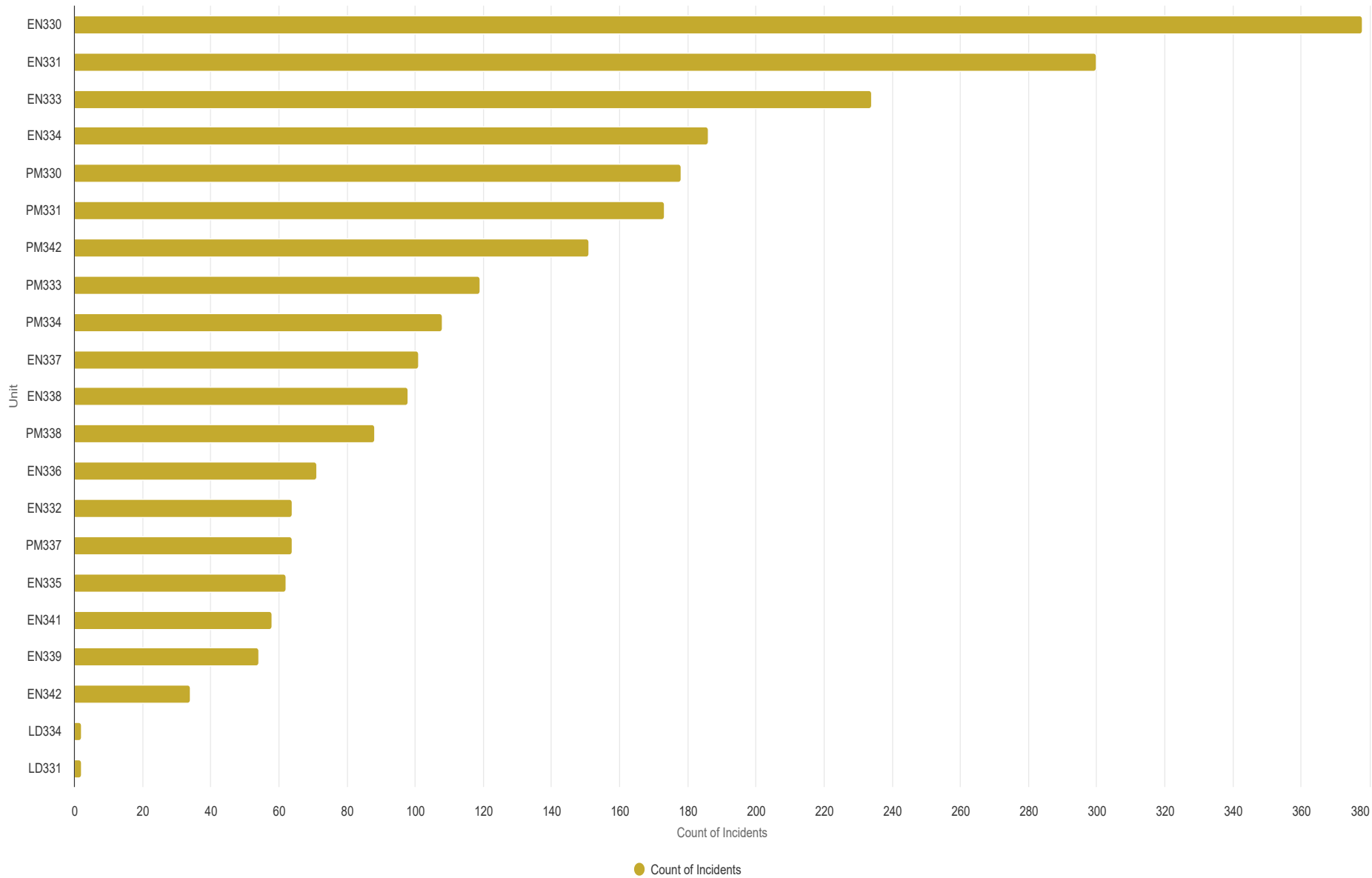
Jan 01, 2024 12:00 AM to Apr 01, 2025 08:02 AM



Incident Type Category	2025				2025		2024		YTD % Change
	Jan	Feb	Mar	Apr	Grand Total - Current	% of Total Incidents - Current	Grand Total - Previous	% of Total Incidents - Previous	
1 - Fire	25	21	17	0	63	1.00%	48	1.00%	31.25%
2 - Overpressure Rupture, Explosion, Overheat (No Fire)	0	1	1	0	2	0.00%	3	0.00%	-33.33%
3 - Rescue & Emergency Medical Service Incident	1,217	1,133	1,301	4	3,655	81.00%	3,207	78.00%	13.97%
4 - Hazardous Condition (No Fire)	14	9	14	0	37	1.00%	33	1.00%	12.12%
5 - Service Call	70	54	88	1	213	5.00%	291	7.00%	-26.80%
6 - Good Intent Call	137	141	132	0	410	9.00%	433	11.00%	-5.31%
7 - False Alarm & False Call	78	30	47	0	155	3.00%	107	3.00%	44.86%
9 - Special Incident Type	0	1	0	0	1	0.00%	0	0.00%	N/A
Grand Total	1,541	1,390	1,600	5	4,536	100.00%	4,122	100.00%	10.04%

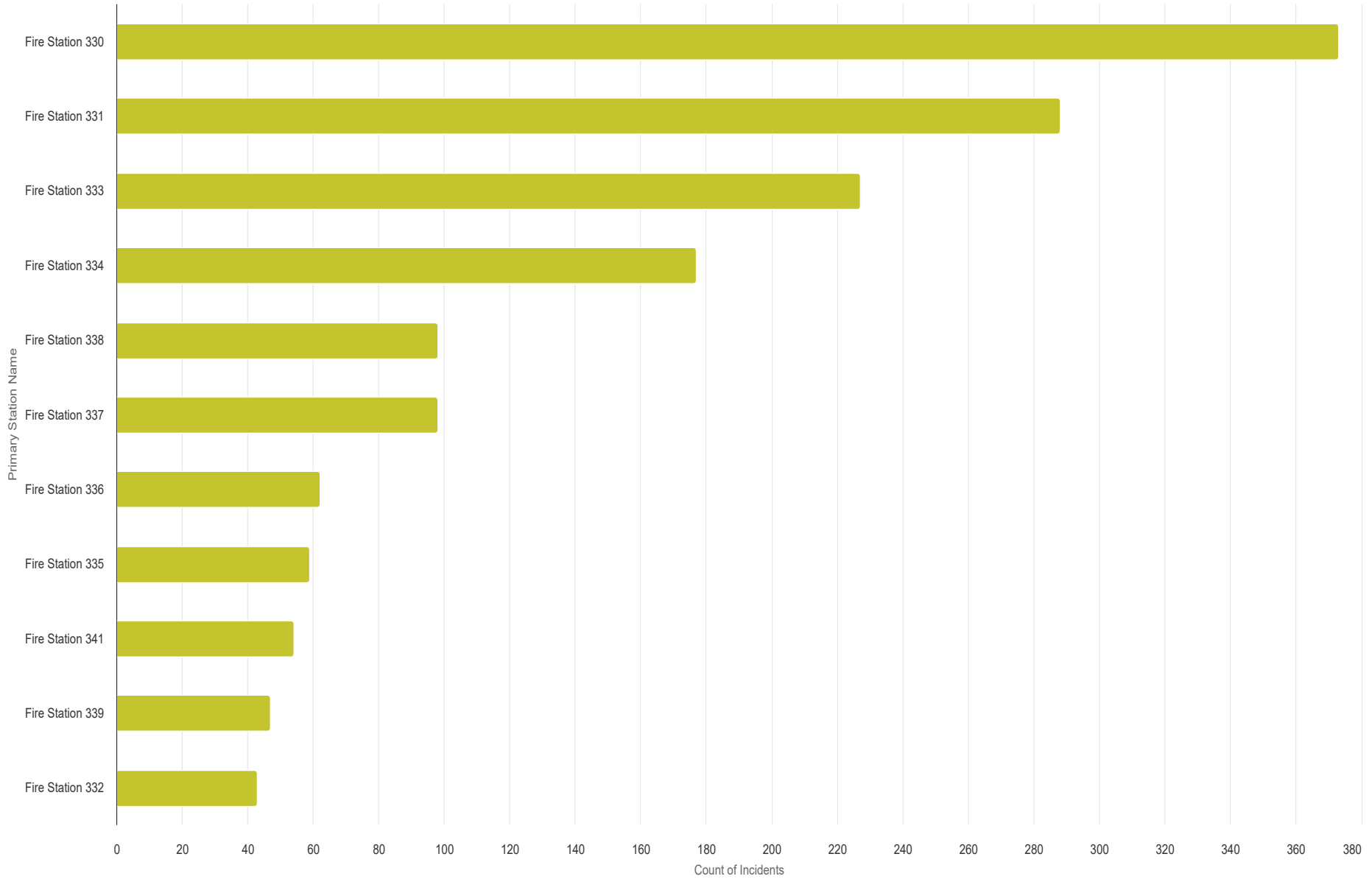
Incidents by Apparatus Resource ID (Top 40)

Mar 01, 2025 12:00 AM to Mar 31, 2025 11:59 PM



Incidents by Primary Station Name

Mar 01, 2025 12:00 AM to Mar 31, 2025 11:59 PM

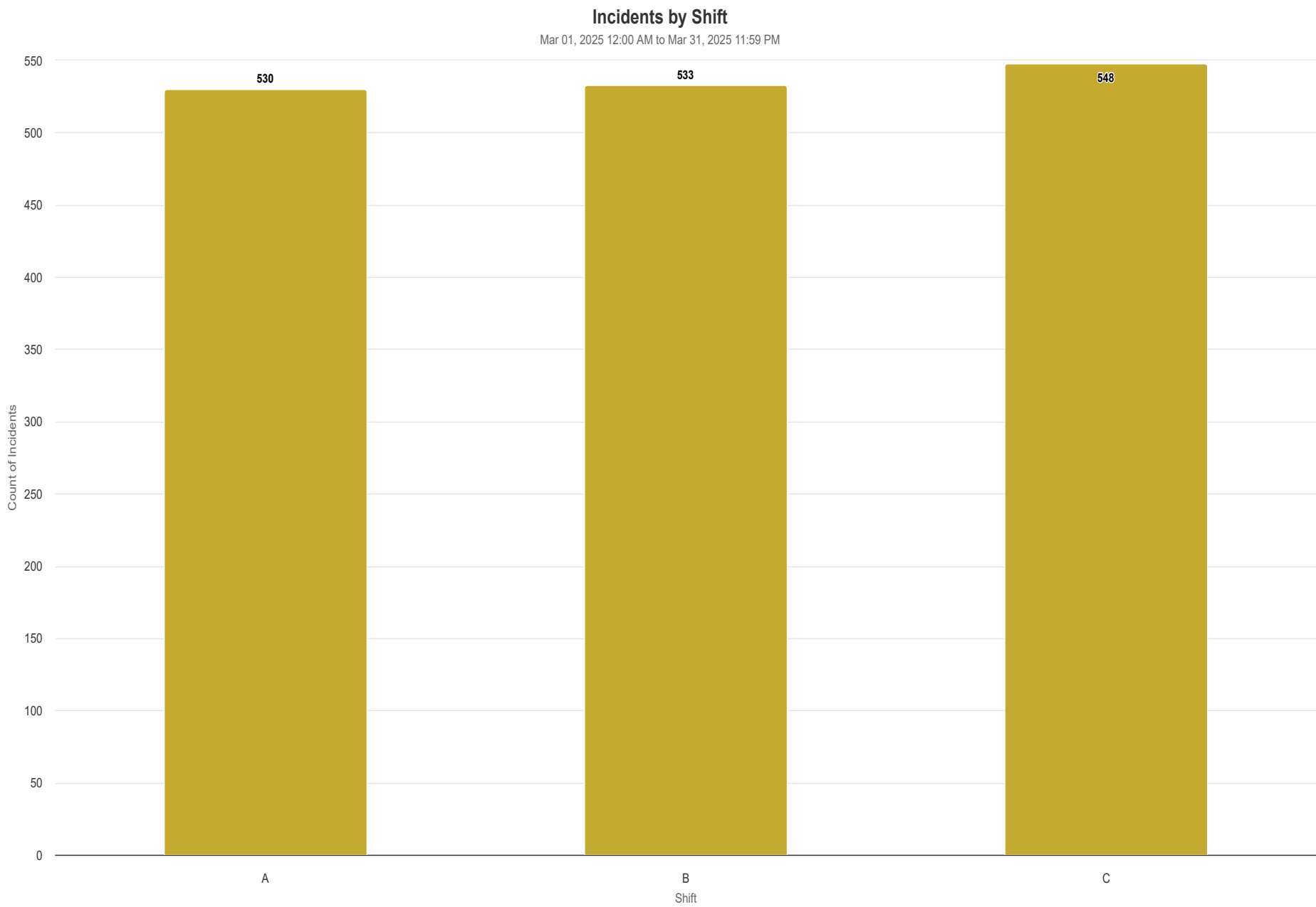


Station Summary Report



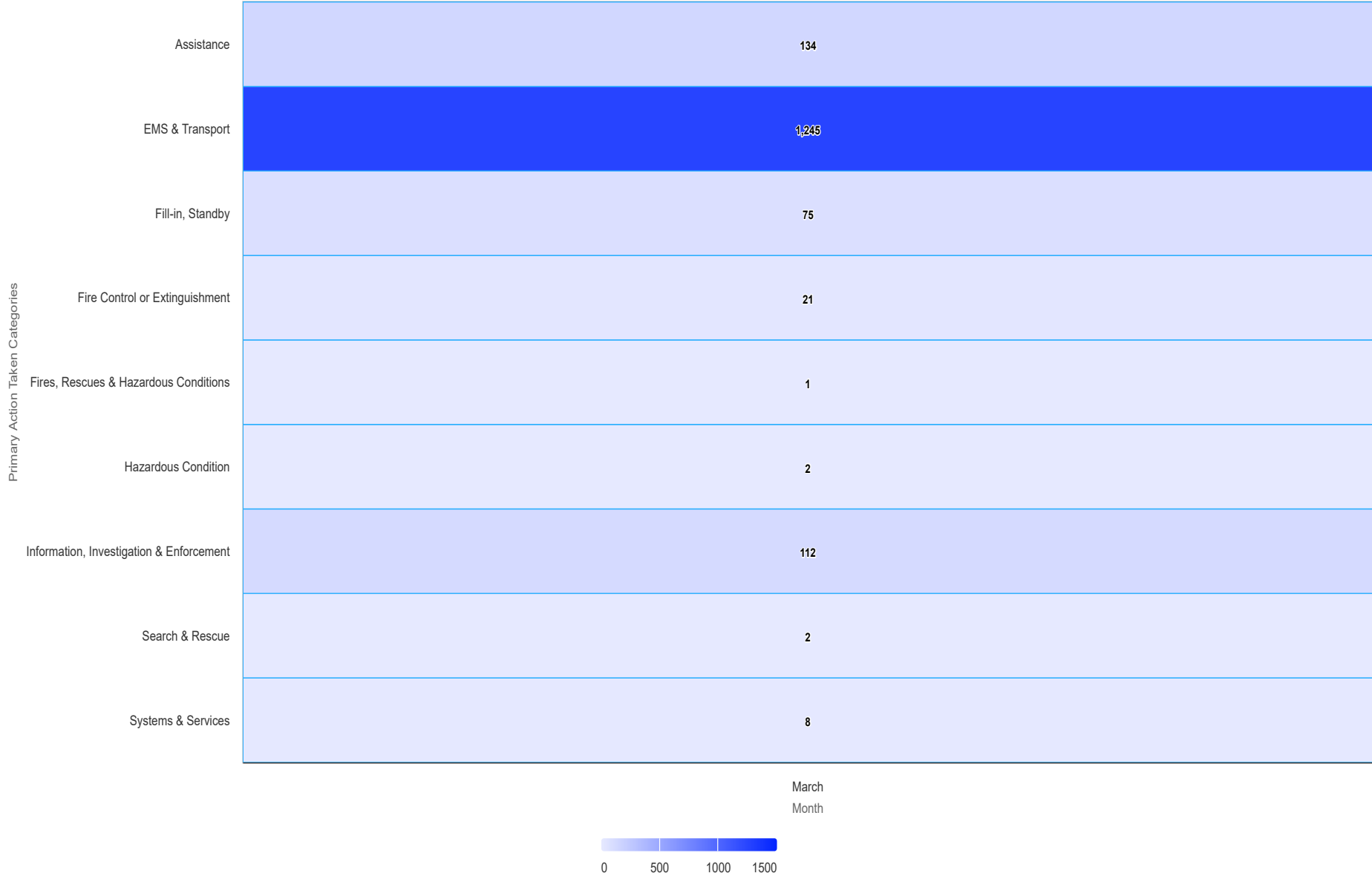
Mar 01, 2025 12:00 AM to Mar 31, 2025 11:59 PM

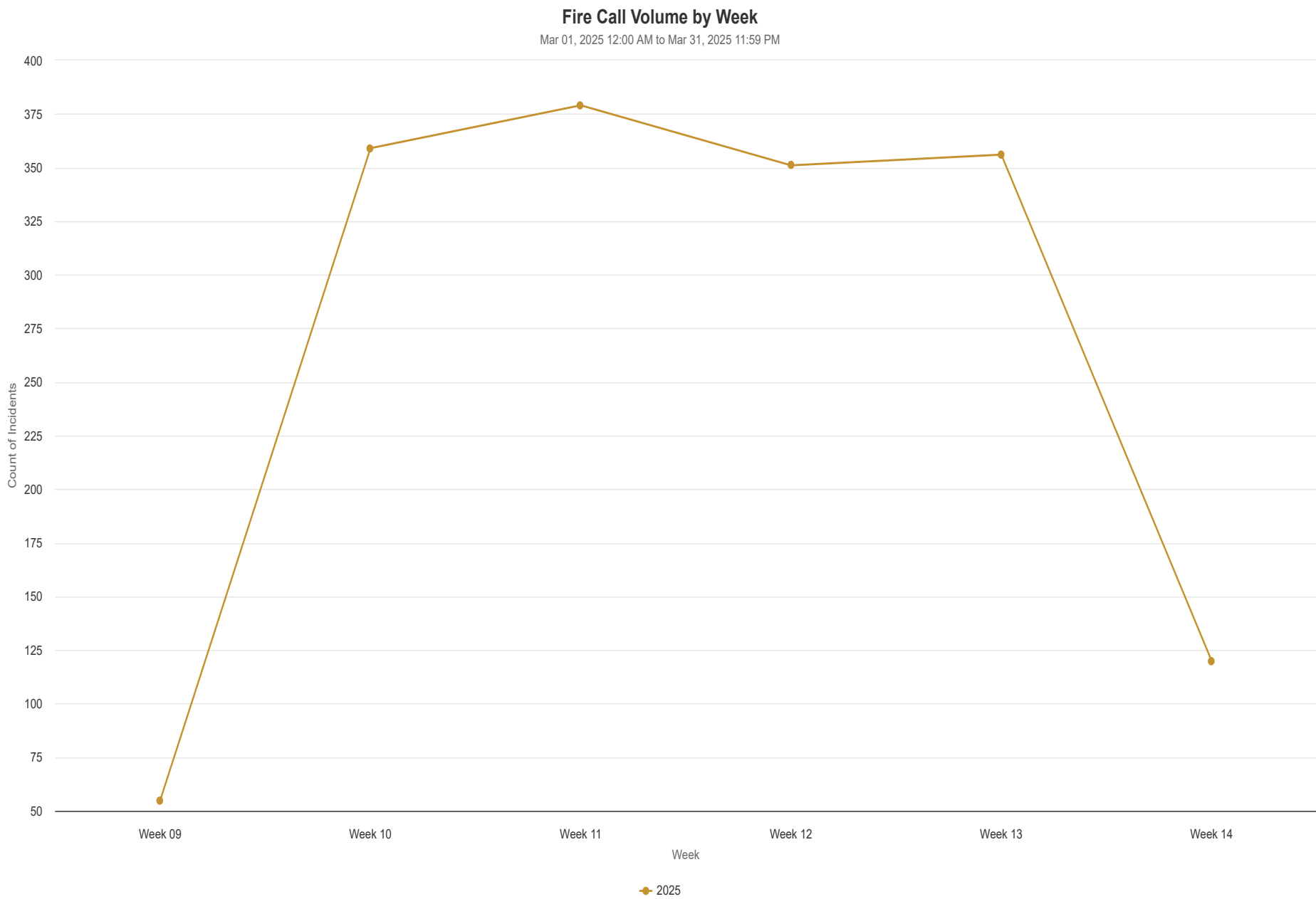
Station	EMS Incidents	Fire Incidents	Other Incidents	Total Incidents	% of Total Incidents	Station Reliability	90th Percentile Response Time (PSAP to Arrival)
Fire Station 330	598	2	42	642	26.59%	54.67%	00:09:05
Fire Station 331	412	3	37	452	18.72%	61.50%	00:09:11
Fire Station 332	60	1	7	68	2.82%	63.24%	00:13:14
Fire Station 333	301	8	51	360	14.91%	56.11%	00:09:47
Fire Station 334	253	6	30	289	11.97%	59.52%	00:10:31
Fire Station 335	73	2	7	82	3.40%	71.95%	00:10:36
Fire Station 336	52	1	10	63	2.61%	96.83%	00:11:19
Fire Station 337	112	0	36	148	6.13%	65.54%	00:10:45
Fire Station 338	157	1	13	171	7.08%	49.71%	00:11:06
Fire Station 339	65	0	9	74	3.07%	63.51%	00:08:51
Fire Station 341	52	1	12	65	2.69%	83.08%	00:11:17
Overall	2,135	25	254	2,414	100.00%	60.02%	00:10:08

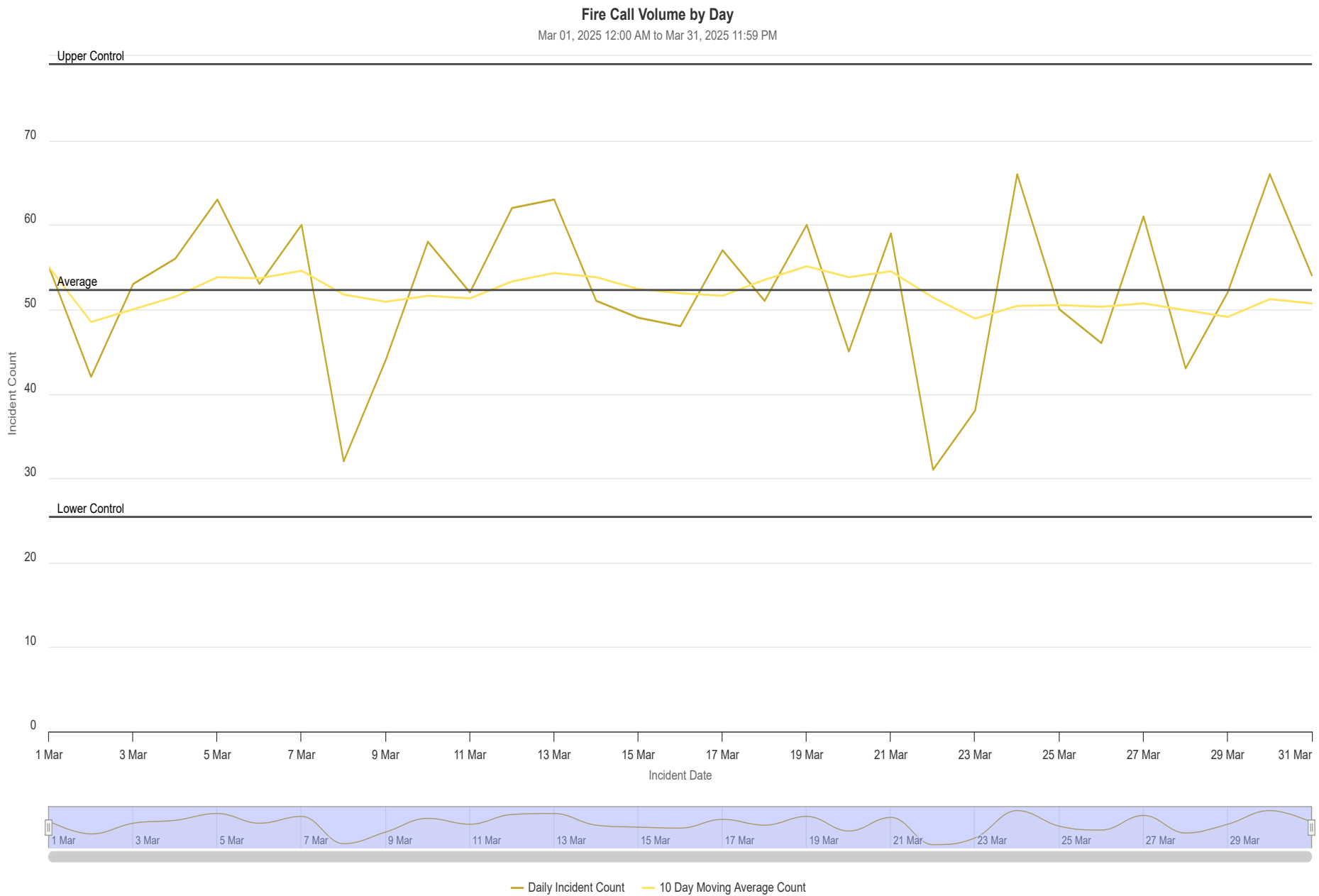


Primary Action Taken Categories by Month

Mar 01, 2025 12:00 AM to Mar 31, 2025 11:59 PM







Aid Given and Received Summary



Mar 01, 2025 12:00 AM to Mar 31, 2025 11:59 PM

Fire Department	Automatic Aid Given	% of Total Automatic Aid Given	Automatic Aid Received	% of Total Automatic Aid Received	Mutual Aid Given	% of Total Mutual Aid Given	Mutual Aid Received	% of Total Mutual Aid Received
Avra Valley Fire District	0	0.00%	0	0.00%	0	0.00%	57	100.00%
Golder Ranch Fire District	2	100.00%	20	62.50%	0	0.00%	0	0.00%
Tucson Fire Department	0	0.00%	12	37.50%	0	0.00%	0	0.00%
Overall	2	100.00%	32	100.00%	0	0.00%	57	100.00%

Mutual Aid Given by Incident Type Category



Jan 01, 2024 12:00 AM to Apr 01, 2025 08:02 AM

Incident Type Category	2025				2025		2024		YTD % Change
	Jan	Feb	Mar	Apr	Grand Total - Current	% of Total Incidents - Current	Grand Total - Previous	% of Total Incidents - Previous	
3 - Rescue & Emergency Medical Service Incident	0	1	0	0	1	100.00%	4	100.00%	-75.00%
Grand Total	0	1	0	0	1	100.00%	4	100.00%	-75.00%

Automatic Aid Given by Incident Type Category



Jan 01, 2024 12:00 AM to Apr 01, 2025 08:02 AM

Incident Type Category	2025				2025		2024		YTD % Change
	Jan	Feb	Mar	Apr	Grand Total - Current	% of Total Incidents - Current	Grand Total - Previous	% of Total Incidents - Previous	
1 - Fire	1	0	0	0	1	13.00%	0	0.00%	N/A
3 - Rescue & Emergency Medical Service Incident	2	1	2	0	5	63.00%	8	80.00%	-37.50%
6 - Good Intent Call	1	1	0	0	2	25.00%	2	20.00%	0.00%
Grand Total	4	2	2	0	8	100.00%	10	100.00%	-20.00%

Mutual Aid Received by Incident Type Category



Jan 01, 2024 12:00 AM to Apr 01, 2025 08:02 AM

Incident Type Category	2025				2025		2024		YTD % Change
	Jan	Feb	Mar	Apr	Grand Total - Current	% of Total Incidents - Current	Grand Total - Previous	% of Total Incidents - Previous	
3 - Rescue & Emergency Medical Service Incident	48	23	53	0	124	100.00%	35	100.00%	254.29%
Grand Total	48	23	53	0	124	100.00%	35	100.00%	2.54%

Automatic Aid Received by Incident Type Category



Jan 01, 2024 12:00 AM to Apr 01, 2025 08:02 AM

Incident Type Category	2025				2025		2024		YTD % Change
	Jan	Feb	Mar	Apr	Grand Total - Current	% of Total Incidents - Current	Grand Total - Previous	% of Total Incidents - Previous	
1 - Fire	4	0	3	0	7	7.00%	10	10.00%	-30.00%
3 - Rescue & Emergency Medical Service Incident	32	27	23	0	82	81.00%	77	75.00%	6.49%
4 - Hazardous Condition (No Fire)	1	0	0	0	1	1.00%	1	1.00%	0.00%
5 - Service Call	2	0	0	0	2	2.00%	0	0.00%	N/A
6 - Good Intent Call	5	1	1	0	7	7.00%	14	14.00%	-50.00%
7 - False Alarm & False Call	2	0	0	0	2	2.00%	0	0.00%	N/A
Grand Total	46	28	27	0	101	100.00%	102	100.00%	-0.98%

Mutual Aid Given by Fire Department Given Aid



Jan 01, 2024 12:00 AM to Apr 01, 2025 08:02 AM

2025						2025		2024		
Fire Department	FDID	Jan	Feb	Mar	Apr	Grand Total - Current	% of Total Incidents - Current	Grand Total - Previous	% of Total Incidents - Previous	YTD % Change
Avra Valley Fire District	11032	0	0	0	0	0	0.00%	4	100.00%	-100.00%
Golder Ranch Fire District	11081	0	1	0	0	1	100.00%	0	0.00%	N/A
Grand Total		0	1	0	0	1	100.00%	4	100.00%	-75.00%

Automatic Aid Given by Fire Department Given Aid



Jan 01, 2024 12:00 AM to Apr 01, 2025 08:02 AM

Fire Department	FDID	2025				2025		2024		YTD % Change
		Jan	Feb	Mar	Apr	Grand Total - Current	% of Total Incidents - Current	Grand Total - Previous	% of Total Incidents - Previous	
Golder Ranch Fire District	11081	2	1	2	0	5	63.00%	9	90.00%	-44.44%
Northwest Fire District	11123	0	0	0	0	0	0.00%	1	10.00%	-100.00%
Tucson Fire Department	11223	2	1	0	0	3	38.00%	0	0.00%	N/A
Grand Total		4	2	2	0	8	100.00%	10	100.00%	-20.00%

Mutual Aid Received by Fire Department



Jan 01, 2024 12:00 AM to Apr 01, 2025 08:02 AM

Fire Department	2025				2025		2024		YTD % Change
	Jan	Feb	Mar	Apr	Grand Total - Current	% of Total Incidents - Current	Grand Total - Previous	% of Total Incidents - Previous	
Avra Valley Fire District	47	22	53	0	122	98.00%	34	97.00%	258.82%
Picture Rocks Fire District	1	1	0	0	2	2.00%	1	3.00%	100.00%
Grand Total	48	23	53	0	124	100.00%	35	100.00%	2.54%

Automatic Aid Received by Fire Department

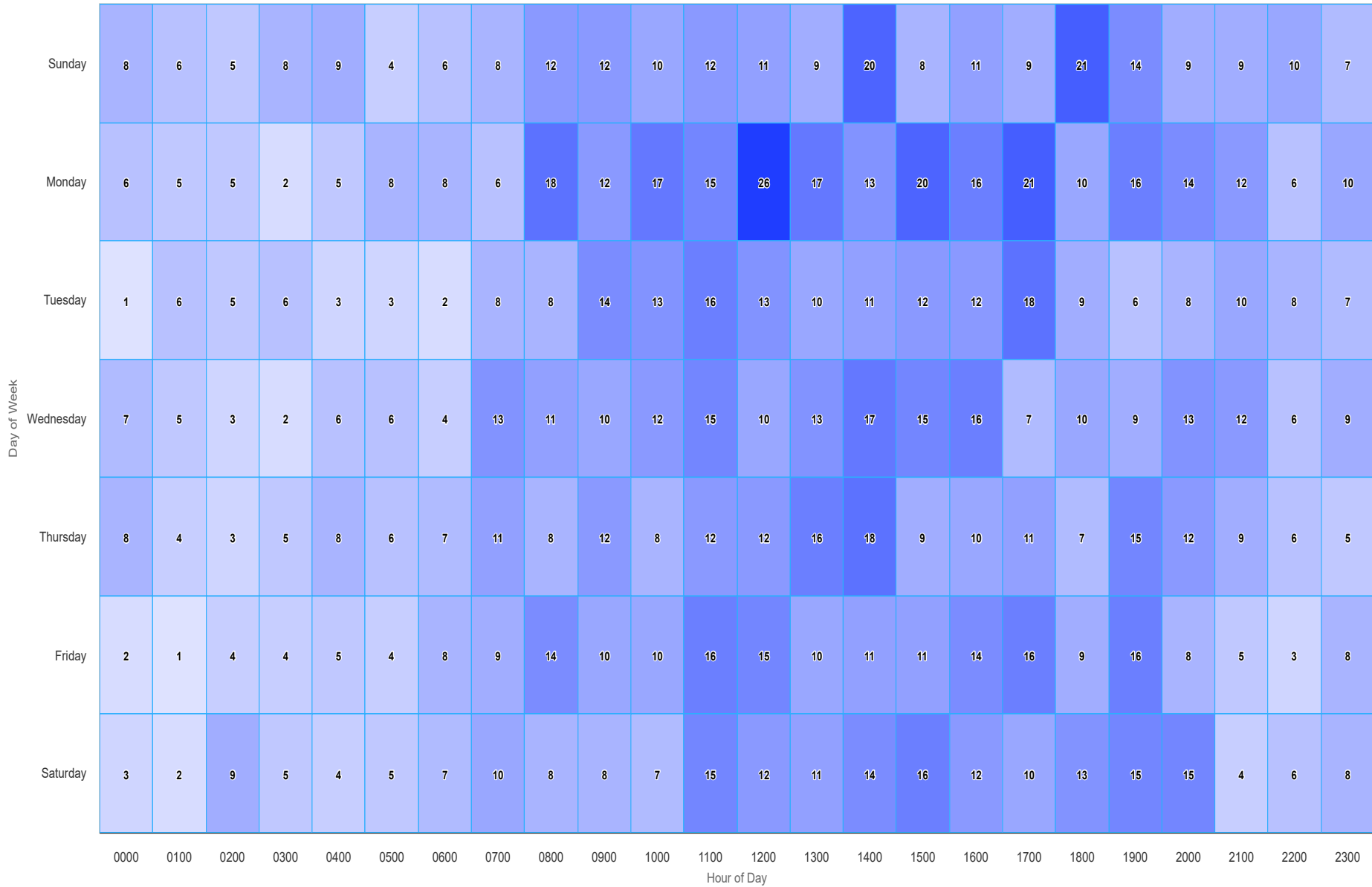


Jan 01, 2024 12:00 AM to Apr 01, 2025 08:02 AM

Fire Department	2025				2025		2024		YTD % Change
	Jan	Feb	Mar	Apr	Grand Total - Current	% of Total Incidents - Current	Grand Total - Previous	% of Total Incidents - Previous	
Golder Ranch Fire District	36	21	16	0	73	68.00%	76	72.00%	-3.95%
Northwest Fire District	1	1	0	0	2	2.00%	2	2.00%	0.00%
Tucson Fire Department	15	6	11	0	32	30.00%	28	26.00%	14.29%
Grand Total	52	28	27	0	107	100.00%	106	100.00%	0.94%

Incidents by Day and Hour

Mar 01, 2025 12:00 AM to Mar 31, 2025 11:59 PM



Monthly Call Volume Year over Year



Jan 01, 2024 12:00 AM to Apr 01, 2025 08:02 AM

Month Name	2025		2024		YTD % Change
	Grand Total - Current	% of Total Incidents - Current	Grand Total - Previous	% of Total Incidents - Previous	
January	1,549	34.00%	1,511	37.00%	2.51%
February	1,397	31.00%	1,244	30.00%	12.30%
March	1,620	35.00%	1,368	33.00%	18.42%
April	7	0.00%	0	0.00%	N/A
Grand Total	4,573	100.00%	4,123	100.00%	10.91%

Property Loss Incidents (Top 20)
Mar 01, 2025 12:00 AM to Mar 31, 2025 11:59 PM



Agency Name	Incident Date Time	Incident Number	Property Use	Street Number	Street Name	City	State	Postal Code	Property Pre-Incident Value	Property Loss
Northwest Fire District	03/16/2025 02:26 AM	2509956	1 or 2 family dwelling	2920	VERONA	Pima County	AZ	85741	\$413,883	\$372,495
Northwest Fire District	03/17/2025 03:03 PM	2510171	1 or 2 family dwelling	5120	SALERNO	Pima County	AZ	85745	\$513,566	\$128,391
Northwest Fire District	03/27/2025 06:25 PM	2511702	Street or road in commercial area	5100	KEVY	Pima County	AZ	85704	\$20,000	\$20,000
Northwest Fire District	03/21/2025 03:48 PM	2510759	Street or road in commercial area	(blank)	Orange Grove	Pima County	AZ	85704	\$11,800	\$11,800
Northwest Fire District	03/11/2025 11:15 PM	2509409	Residential street, road or residential driveway	5510	SHANNON	Tucson	AZ	85741	\$4,630	\$4,630
Northwest Fire District	03/19/2025 04:32 PM	2510449	Highway or divided highway	(blank)	I10 Frontage	Marana	AZ	85743	\$7,000	\$1,000
Northwest Fire District	03/21/2025 04:22 PM	2510766	1 or 2 family dwelling	5700	GATES PASS	Pima County	AZ	85745	\$800	\$800

Overlapping Calls and Hours



Mar 01, 2025 12:00 AM to Mar 31, 2025 11:59 PM

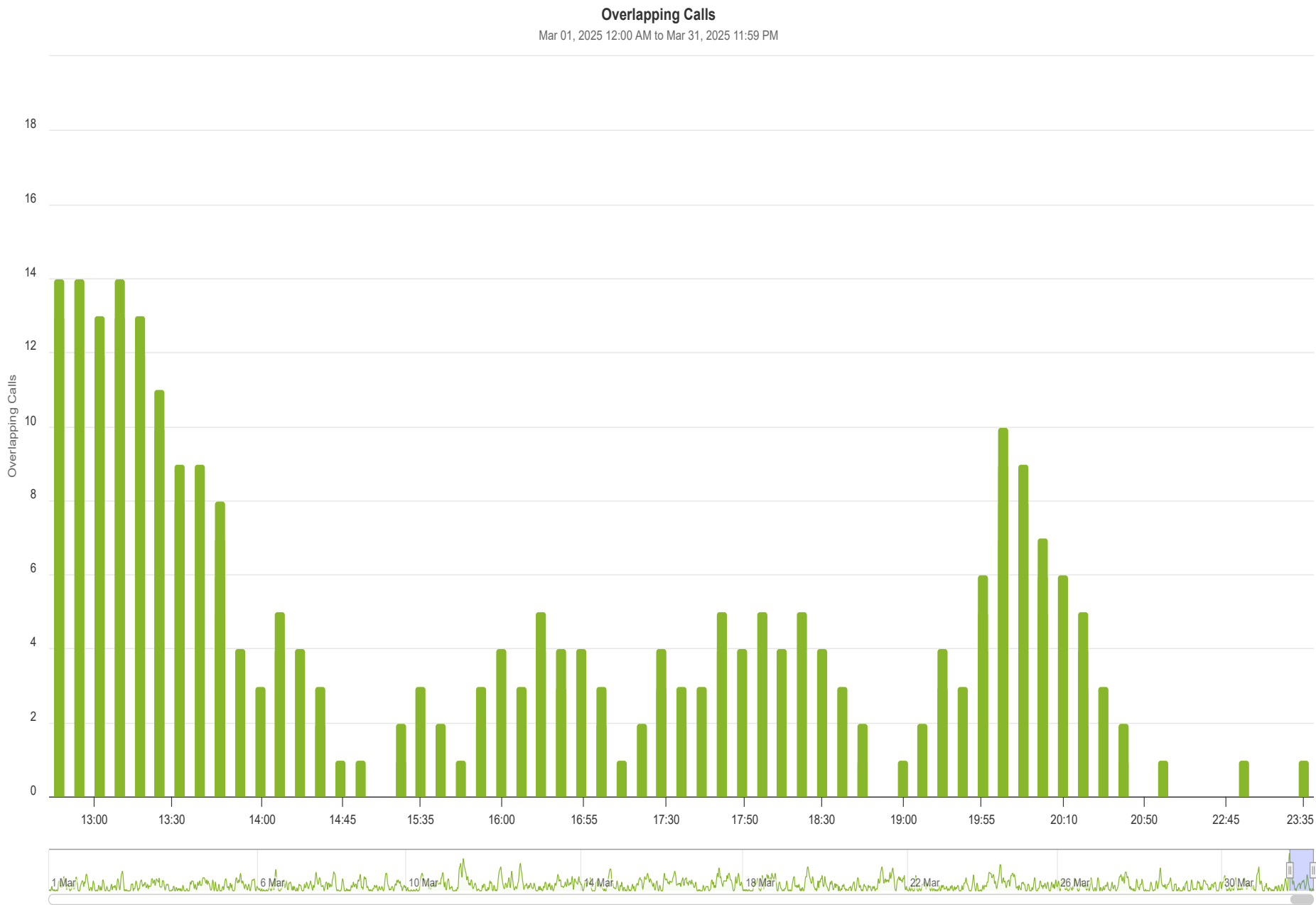
Overlapping Calls	Occurrences	% of Occurrences	Hours	% of Hours
0 Overlapping Calls	889	17.70%	223	30.00%
1 Overlapping Call	733	14.59%	172	23.13%
2 Overlapping Calls	786	15.65%	82	11.05%
3 Overlapping Calls	704	14.02%	94	12.66%
4 Overlapping Calls	593	11.81%	59	7.91%
5 Overlapping Calls	458	9.12%	47	6.29%
6 Overlapping Calls	306	6.09%	27	3.63%
7 Overlapping Calls	188	3.74%	18	2.37%
8 Overlapping Calls	129	2.57%	8	1.05%
9 Overlapping Calls	88	1.75%	6	0.77%
10 Overlapping Calls	53	1.06%	4	0.48%
11 Overlapping Calls	35	0.70%	2	0.31%
12 Overlapping Calls	21	0.42%	1	0.14%
13 Overlapping Calls	15	0.30%	0	0.06%
14 Overlapping Calls	12	0.24%	1	0.09%
15 Overlapping Calls	5	0.10%	0	0.04%
16 Overlapping Calls	3	0.06%	0	0.00%
17 Overlapping Calls	2	0.04%	0	0.01%
18 Overlapping Calls	2	0.04%	0	0.01%
19 Overlapping Calls	1	0.02%	0	0.01%
Totals	5,023	100.00%	744	100.00%

Calls in Progress



Mar 01, 2025 12:00 AM to Mar 31, 2025 11:59 PM

Calls in Progress	Occurrences	% of Occurrences	Hours	% of Hours
0 Calls In Progress	283	5.63%	156	20.95%
1 Call In Progress	606	12.06%	67	9.05%
2 Calls In Progress	733	14.59%	172	23.13%
3 Calls In Progress	786	15.65%	82	11.05%
4 Calls In Progress	704	14.02%	94	12.66%
5 Calls In Progress	593	11.81%	59	7.91%
6 Calls In Progress	458	9.12%	47	6.29%
7 Calls In Progress	306	6.09%	27	3.63%
8 Calls In Progress	188	3.74%	18	2.37%
9 Calls In Progress	129	2.57%	8	1.05%
10 Calls In Progress	88	1.75%	6	0.77%
11 Calls In Progress	53	1.06%	4	0.48%
12 Calls In Progress	35	0.70%	2	0.31%
13 Calls In Progress	21	0.42%	1	0.14%
14 Calls In Progress	15	0.30%	0	0.06%
15 Calls In Progress	12	0.24%	1	0.09%
16 Calls In Progress	5	0.10%	0	0.04%
17 Calls In Progress	3	0.06%	0	0.00%
18 Calls In Progress	2	0.04%	0	0.01%
19 Calls In Progress	2	0.04%	0	0.01%
20 Calls In Progress	1	0.02%	0	0.01%
Totals	5,023	100.00%	744	100.00%



OPERATIONAL SERVICES PREVENTION BOARD REPORT

April 2025 Board Meeting

Statistics through March 2025

DEVELOPMENT

Permit by Type	Marana	Pima County	FY Total
Building - Custom SFR	8	6	105
Building - Model	7	1	55
Building - New	1	1	48
Building - T.I.	9	2	103
Commercial Fire Alarm	5	5	59
Commercial Fire Sprinkler		1	88
Commercial Kitchen Suppression	1		9
Development Plan	1	1	17
ERRSC			1
Final Plat	1		9
Fire Apparatus Access Road - Modification			1
Gas Detection Systems			4
Hydrant Flow Test			1
Occupancy Compliance	1		11
Residential Final Plat			1
Seasonal Sales			1
SFR Fire Sprinkler	15	8	276
Solar			6
Special Locking Arrangements		1	1
Tank - Above Ground/Vault			2
Tank Underground			1
Tent			18
Tentative Plat			5
Water Systems with Hydrants	1		35
FY Total	50	26	857

Permits by Type	Marana	Pima County	FY Total
Building - Custom SFR	\$ 3,425.75	\$ 3,409.75	\$ 6,835.50
Building - Model	\$ 5,230.25	\$ 1,026.00	\$ 6,256.25
Building - New	\$ 11,654.00	\$ 4,472.00	\$ 16,126.00
Building - T.I.	\$ 13,115.50	\$ 6,913.00	\$ 20,028.50
Commercial Fire Alarm	\$ 9,196.54	\$ 16,233.75	\$ 25,430.29
Commercial Fire Sprinkler	\$ 50,930.88	\$ 21,255.50	\$ 72,186.38
Commercial Kitchen Suppression	\$ 1,529.00	\$ 1,828.00	\$ 3,357.00
Development Plan	\$ 7,859.88	\$ 1,089.75	\$ 8,949.63
ERRSC	\$ 251.00		\$ 251.00
Final Plat	\$ 2,779.50	\$ 457.00	\$ 3,236.50
Fire Apparatus Access Road - Modification			
Gas Detection Systems	\$ 912.00		\$ 912.00
Hydrant Flow Test			
Occupancy Compliance			
Residential Final Plat	\$ 342.00		\$ 342.00
Seasonal Sales	\$ 114.00		\$ 114.00
SFR Fire Sprinkler	\$ 68,469.01	\$ 42,881.01	\$ 111,350.02
Solar	\$ 331.75	\$ 685.00	\$ 1,016.75
Special Locking Arrangements		\$ 342.00	\$ 342.00
Tank - Above Ground/Vault	\$ 342.00	\$ 228.00	\$ 570.00
Tank Underground		\$ 114.00	\$ 114.00
Tent	\$ 2,736.00	\$ 1,995.00	\$ 4,731.00
Tentative Plat	\$ 684.00	\$ 1,141.00	\$ 1,825.00
Water Systems with Hydrants	\$ 21,000.62	\$ 5,182.08	\$ 26,182.70
FY Total	\$ 200,903.68	\$ 109,252.84	\$ 310,156.52

Permitting fees in Pima County contain the Rincon Valley FD Intergovernmental Agreement

FIRE INVESTIGATIONS

	March '25	FY To Date
All Fire Responses		
In District	12	133
Total Property Saved	\$ 690,844.00	\$ 33,435,634.50
Percent Saved	47%	77%
Pre-Incident Values (property and contents)	\$ 1,481,805.00	\$ 43,578,396.50
Fire Losses (property and contents)	\$ 790,961.00	\$ 10,142,762.00
Act of Nature	0	5
Failure of Equipment or Heat Source	1	15
Intentional	3	16
Undetermined After Investigation	2	53
Unintentional	6	44
Residential	2	27
Commercial	0	5
Outside (ex. Car Fire, Brush Fire)	10	101

PREVENTION SERVICES INSPECTION PROGRAM STATISTICS

Inspection by Type	Marana			Marana Total	Pima County			Pima County Total	Grand Total
	FYQ1	FYQ2	FYQ3		FYQ1	FYQ2	FYQ3		
Code Complaint	4	1	1	6	1		2	3	9
Commercial Fire Alarm	15	25	23	63	10	13	15	38	101
Commercial Kitchen Suppression	2	2	2	6	1	1	2	4	10
Commercial Sprinkler Final	25	25	27	77	7	17	13	37	114
Commercial Sprinkler Intermediate	28	15	26	69	17	22	16	55	124
Deficiency Report			3	3		5	4	9	12
Fire Department Access	1			1	1	1		2	3
Fire Department Access Re-Inspection						1		1	1
Fire Final	32	32	36	100	8	19	15	42	142
Fire Final Re-Inspection						1		1	1
Food Truck	1	2	4	7					7
Gas Detection System		2	1	3	5	1		6	9
Gate	1		1	2			2	2	4
General	291	305	360	956	311	181	426	918	1874
Occupancy Compliance	5		4	9	1	1	1	3	12
Re-Inspection	60	40	55	155	59	44	129	232	387
Seasonal Sales		1		1					1
SFR Sprinkler Final	37	36	55	128	78	21	32	131	259
SFR Sprinkler Final Re-Inspection	1		1	2	1			1	3
SFR Sprinkler Intermediate	38	55	49	142	23	33	52	108	250
Site Visit	14	3	2	19	3	3	4	10	29
Subdivision Closeout		1	1	2					2
Temp C of O		2		2					2
Temporary C of O	3	2	2	7	1	2		3	10
Tent		6	1	7		4		4	11
Underground	33	34	18	85	18	4	17	39	124
Underground Re-Inspection		1		1					1
Grand Total	591	590	672	1853	545	374	731	1650	3503

Community Assistance Program (CAP)	March	FYTD
Total CAP Responses	65	587
In District	46	385
Out of District	19	202
Call Types		
Accident/Traffic or Pedestrian	1	2
Addiction Resources	0	4
Adult/Vulnerable Adult Abuse	0	3
Assault	0	0
Behavioral Health Resources	2	15
Child Abuse	0	0
Code 900/ General	17	160
Code 900/ Homicide	0	2
Code 900/OME	3	45
Code 900/ Officer Involved Shooting	0	0
Code 900/ Pediatric	0	2
Code 900/ Suicide	2	15
Code Arrest/Family Support	2	17
Community Resource	0	22
Community Resource/Electronic Referral	0	14
Consult	0	3
Crisis Support	0	4
Domestic Violence	1	9
Drowning/Near Drowning	0	0
Elder Resource	3	15
Elder Resource/Electronic Referral	27	192
Family Resource	0	0
Fire/ Apartment	0	2
Fire/Business	0	2
Fire/ Car	0	2
Fire/ House	2	14
Fire/ Mobile Home	0	7
Fire/ Shed	0	1
Follow Up	1	5

Hospital Support/ Critical Illness	0	2
Mass Casualty/Large Scale	0	0
Notification	3	23
Sexual Assault/Rape	0	1
Transport	0	0
Other	1	4
Activity by Agency Request		
GRFD	15	149
MPD	2	14
NWFD	37	334
OVPD	4	28
PCSD	6	40
PCSO	0	1
VS	0	0
Other	1	10
Community Request	0	9
Activity by Jurisdiction		
NWFD	46	385
GRFD	18	187
TFD	0	4
Other	1	11
Contacts	273	2552
Incidents by Unit		
SR 331	21	174
SR 332	15	182
SR 333	28	229
SR 331/332	1	2
SR 331/333	0	0
Response Exceptions		24
Overlapping Incidents	0	11
Delayed Response Incidents	0	6
Concurrent Incidents	3	6
Cancelled En Route	1	5
Cancelled on Scene	0	1
Community Engagement		
Present at OVPD Citizen Academy		

Avra Valley Fire Department
Attended Animal Cruelty Task Force Meeting
Intermountain
Tucson Communications Center
Bio One Restoration (larger project and coordination with CAP and community member)
Training
Lexipol
The Dementia Behavior that's Driving Caregivers Crazy (and how to fix it)
10 Tips for Responding to Anger in Dementia
Understanding Toxic Relationships
Understanding Trauma
Sexual Assault based trauma on SA advocates
Trauma Informed Suicide Prevention. Counseling on access to lethal means
Working with Teens and Children Using a Trauma Informed Lens
Personality Priorities at Work
Dementia " I want to go Home" Explained
In ASL: What is frontotemporal Dementia
Understanding Associative Personality Disorder
Amada Health Services
Dementia: Handling telling your loved one with dementia that their loved one died