

## C. Operational Services Board Report



## Northwest Fire District Governing Board

13535 North Marana Main Street  
Marana, Arizona

SCHEDULED

### FIRE CHIEF'S REPORT

---

**Date:** March 25, 2025  
**To:** Governing Board  
**From:** Samantha Beal, Administrative Assistant  
**Department:** Operational Services  
**Agenda Item** Operational Services Board Report

---

#### ACTIVITIES:

##### **Deputy Chief, Brian Keeley, Preparedness**

##### **Prevention Services – Division Chief Collin Wyckoff**

The following is a report on activities in the Prevention Division:

##### Activity:

- The Prevention Division reviewed 95 plan submittals (In-District - 85, Rincon Valley Fire District (RVFD) – 10) and billed \$285,404 in permitting fees fiscal year-to-date
- NWFD Inspectors conducted 591 occupancy inspections and mitigated 192 Fire Code violations
- NWFD responded and investigated 15 fires, saving \$2,187,878 in property value, with 4 civilian casualties (injuries)

##### Training

- Members attended EduCode to recertify their International Code Council (ICC) credentials related to plans review and inspections

##### Outside Agency Engagement

- Staff attended all Town of Marana development services pre-application meetings with potential area developers
- Attended a process improvement meeting with the Town of Marana to update their development processes
- Attended the First Due agency alignment meeting with Tucson Fire Department (TFD), Golder Ranch Fire District (GRFD), and First Due area representative

##### **Training – Division Chief Ian Cassidy**

The following is a report on activities in the Training Division in the month of February 2025:

##### **Jeff Piechura NWFD Training Center – Hours of Utilization**

- Total Hours of Utilization: 348.0
- Formal Training Class Hours: 268.0
- Community Partners & Outside Contracted Hours: 48.0
- Drop-in Training Hours: 3.0
- Other Internal Use: 29.0

### **Training Request Tickets Received/Completed (Help Desk)**

- Number of tickets received this month: N/A
- Number of tickets completed: N/A
- Total tickets received year-to-date (YTD): N/A

\*Ticketing system software is currently being replaced; numbers will be updated when new service is established.

### **Formal Training Completed/In-Progress (Mandatory)**

- Academy 24-01 – 21 weeks completed, three (3) weeks remain
- 21 Recruits remain
- Quarter One (Q1) Company Readiness Drills (CRDs) – Search & Rescue Evaluation
- February Emergency Medical Services (EMS) Continuing Education (CE) Package: Toxicological Emergencies, Endocrine Emergencies

### **Drop-In Training Completed**

- Extrication: 4 Hours

### **Training Opportunity Requests Issued (Optional)**

- Structural Collapse Technician Emergency Building Shoring (EBS) Course
- Trench Rescue Technician Course
- Confined Space Technician Course
- L-580 Leadership – May 2025

### **Training Memos Written/Released**

- Spring 2025 Leadership CE
- Training Captain Internal Opportunity Request (IOR)
- Recruit Class 24-01 Graduation

### **Professional Development Completed/In-Progress**

- None

### **Percentage of Annual Training Credential Completion**

- Credential Completions YTD
  - Fire Fit-Physical Fitness: 18%
  - Special Operations Annual Refresher: 21%
  - Occupational Safety and Health Administration (OSHA) Compliance: 12%
  - Insurance Services Office (ISO) Facilities: 2%
  - ISO Company Training: 14%
  - ISO Hazmat: 18%
  - ISO Driver/Operator: 27%
  - ISO Fire Officer: 27%

### **Training Development & Updates**

#### **Captain Owen (Suppression):**

- Continued Recruit Academy 24-01 which began on 10/1/24. Recruits are finishing their 21st week of the Academy.
- Began delivery of the Q1 CRD which focuses on search and rescue
- Responded to multiple training requests and approved fire training to ensure 100% compliance with FireRescue1 (FR1) training data for year-end completion

**Captain Simmons (EMS):**

- Assisted with Academy Class 24-01
- Assigned second quarter (Q2) EMS CE package
- Continued notifications and approvals for multiple members with expiring National Registry of Emergency Medical Technicians (NREMT) certifications in March
- Began delivery of Q1 CRD on search and rescue

**Captain Medlen (Special Operations):**

- Assisted with Academy Class 24-01
- Assisted with Q1 CRD delivery
- Began delivery of Academy 24-01 special operations training
- Continued work on an elevator rescue course

**Paramedic Pierpont (EMS):**

- Assisted with Academy Class 24-01
- Assisted with Q1 CRD delivery
- Continued maintenance on all training mannequins, ensuring all are functional and made repairs to keep each at serviceable levels
- Continued writing intra-departmental procedure on EMS mannequin maintenance and EMT class administration

**Engineer Emans (Suppression/Driver Training):**

- Assisted with Academy Class 24-01
- Continued preparations for the May 2025 Driver-Operator Program
- Continued preparations for an Engineer process and the subsequent Engineer Academy
- Filmed an extrication tools training video for new tools purchased through a grant

**AA II Ortiz (Support):**

- Responded to training ticket requests which required scheduling of training rooms
- Continued writing intra-departmental procedures for the Administrative Assistant of Training's position
- Uploaded program files as they were completed to Laserfiche

**Division Chief Cassidy (Support):**

- Assisted with Academy 24-01
- Continued work on a re-write of the Battalion Chief Certification Program, to be delivered in 2025
- Responded to multiple training tickets
- Attended multiple meetings in support of NWFD operations
- Conducted interviews for new Training Captain positions
- Assisted in grant writing process for training equipment
- Registered students/cadre in multiple conferences and training courses
- Wrote multiple memos regarding training topics and upcoming events
- Completed work on the Training Division budget for FY25/26
- Continued work on Strategic Plan Objective 4B

### **Internal Meetings Attended/Hosted**

- EMS Quality Assurance (QA)/Quality Improvement (QI) compliance meetings (bi-weekly): Training
- Training Staff meetings (bi-weekly): Training
- Operations meeting: Training
- Equipment Work Group meeting: Training
- Leadership Committee meeting: Admin
- Awards Work Group meeting: Admin
- Fleet pump testing: Training
- Peer Support meeting
- Volunteer Firemen's Insurance Services (VFIS) Insurance Review
- Wildland pre-season meeting

### **External Meetings/Training Hosted**

- Countryside Village HOA Meeting: Station 338
- American Backflow Prevention Course
- Rotary Club of Marana Meeting: Training

### **Medical Services – Division Chief Shawn Twilling**

- NWFD performed 619 transports for the month of February, consisting of 422 Advanced Life Support (ALS) transports and 192 Basic Life Support (BLS) transports, 238 transfers of care to other providers, and 359 patient refusals, with 100% QA/QI of 1239 reports (including misc. reports, i.e. dead-on scene)
- Attended weekly communications meetings with Tucson Fire Department and Public Safety Communications Department (PSCD)
- Participated in the monthly map roll process with Geographic Information System (GIS) and PSCD
- Attended the monthly Leadership Committee meeting
- Attended the bi-monthly EMS Continuous Quality Improvement (CQI) meeting
- Attended the bi-monthly EMS and Training meeting
- Attended the bi-monthly EMS and Operations meeting
- Attended the Protocol Development and Review Committee
- Attended the monthly Digitech Status meeting
- Attended meeting with Southern Arizona Fire and Emergency Response Consortium (SAFERC) and PSCD on Request for Proposals (RFP) discussion for a new Computer Aided Dispatch (CAD) vendor
- Attended the Southeastern Arizona EMS (SAEMS) Base Hospitals Managers meeting
- Attended the One Platform Contracting Review - EMS/Community Provider meeting with Contexture
- Attended Pima County EMS (PEMS) meeting
- Attended the software platform Demo with Hinkley Medical
- Attended ImageTrend National Emergency Response Information System (NERIS) meeting
- Attended meeting with Command Staff with Northwest Hospital Staff
- Monthly controlled substance audit
- Attended Division Managers/Chiefs Meeting

- Attended EMS and Fire data meeting for District response
- Assisted with multiple user access for CompX (electronic access to apparatus drug boxes) and UCAPIT machines
- Assisted with various records release requests
- Attended weekly meetings with NWFD sponsored Paramedic student Shane Larson
- Attended Love of Reading Week at Harelson Elementary school
- Attended a Community Affairs event at La Cima elementary school to teach cardiopulmonary resuscitation (CPR)
- Attended an external meeting with Timber Mesa and Superstition Fire District to discuss EMS compliance education and related topics
- Attended the first week of Arizona Fire Chief Association Chief Executive Officer Program

### **Division Chief of Response – Dave Resnick**

#### Operational Trainings and Meetings

- Attended CRDs at NWFD Training Center
- Attended Leadership Committee meeting
- Attended EMS/Operations meeting with Banner Doctors
- Attended NWFD Division meeting
- Attended monthly Operations meeting
- Continued updating Telestaff information and staffing
- Completed budget work with Division Chief Moore
- Attended 2025 NWFD Wildland Planning Session

#### Ceremonial Unit - Captain Matt Storms, Ceremonial Unit Leader

- 02/01/2025 - Three members attended the Parada Del Sol in Scottsdale
- 02/13/2025 - Pipes played for Captain Gary Watson's retirement party
- 02/15/2025 - Pipes & Drums attended the funeral for a retired Rural/Metro Firefighter

#### Wildland – Engineer Scott Peru, Wildland Coordinator

- Attended 2025 NWFD Wildland Planning Session

#### Community Assistance Program (CAP)

- In-District Responses – 44
- Out of District Responses – 22
- Total Monthly Responses – 66

Total Annual CAP Responses – 522

#### CAP Community Engagement

- Provided support to St. Andrews Presbyterian Church following the death of their Pastor
- Attended Marana Police Department briefings
- Attended Pima County Q1 Crisis meeting
- Delivered books/blankets/stuffed animals to Pima County Sheriff's Department (PCSD) Foothills
- Assisted in the implementation of the Law Enforcement (LE) Room at Beautiful Savior Lutheran Church

## CAP Training and Events

- Lexipol
- Applying Love Languages in Parenting
- Understanding Post-Traumatic Growth

## Health And Safety – Division Chief Robert Corbell

- Attended Leadership Committee meeting
- Attended Drager AirBoss Self-Contained Breathing Apparatus (SCBA) vendor meeting
- Attended the First Responder Wellness Day planning meeting at TFD
- Participated in a Behavior Health meeting with Shoshana Elkins and Jennifer Isom from Sequoia Springs on building a training program for clinicians to build first responder competency so that they can better relate to first responders that seek mental health assistance
- Participated in the Securis Safety Committee meeting hosted by Securis which was intended to bring together other fire districts' safety personnel to help spread best practices and see how Securis can assist agencies build their safety culture
- Chaired District's Safety Committee meeting
- Attended meeting with the Family Care Center (FCC) to see how the FCC can support the mental health of District employees
- Attended Division Chiefs/Managers meeting
- Attended the Arizona Counter Terrorism Information Center (ACTIC) State Intelligence Meeting at Marana Police Department (MPD)
- Attended NWFD Operations meeting
- Completed FY25/26 budget
- Continued working on Health and Safety Annual Report
- Completed draft Heat Injury and Illness Program and presented it to the Safety Committee and will present it to the Leadership Committee in the future

## Safety Officers Report – Cpt. D. Braswell, Cpt. R. Fult, Cpt. A. Carter

- Continued support for scheduling annual Personal Protective Equipment (PPE) inspections and annual station inspections of PPE
- Attended the Safety Division meeting
- Continued work on hearing conservation survey
- Performed inventory on current hearing protection throughout the District
- Assisted with multiple CRD evolutions as Safety Officer

## Peer Support Team – Firefighter Damien Vrbancic – Peer Support Team Coordinator

- Four (4) Peer Support Team Members completed the Critical Incident Stress Management (CISM) class as part of their minimum training requirements
- There were five (5) peer-to-peer interactions

## Peer Fitness Team – Cpt. J. Lebrun

- One member of suppression returned to duty
- Completed 23.5 contact hours for work hardening program
- Completed 80 hours of in-station contact hours for Peer Fitness Team
- Completed 1,008 contact hours for Recruit training/fitness

## **GOALS:**

To save lives, protect property, and care for our community.

---

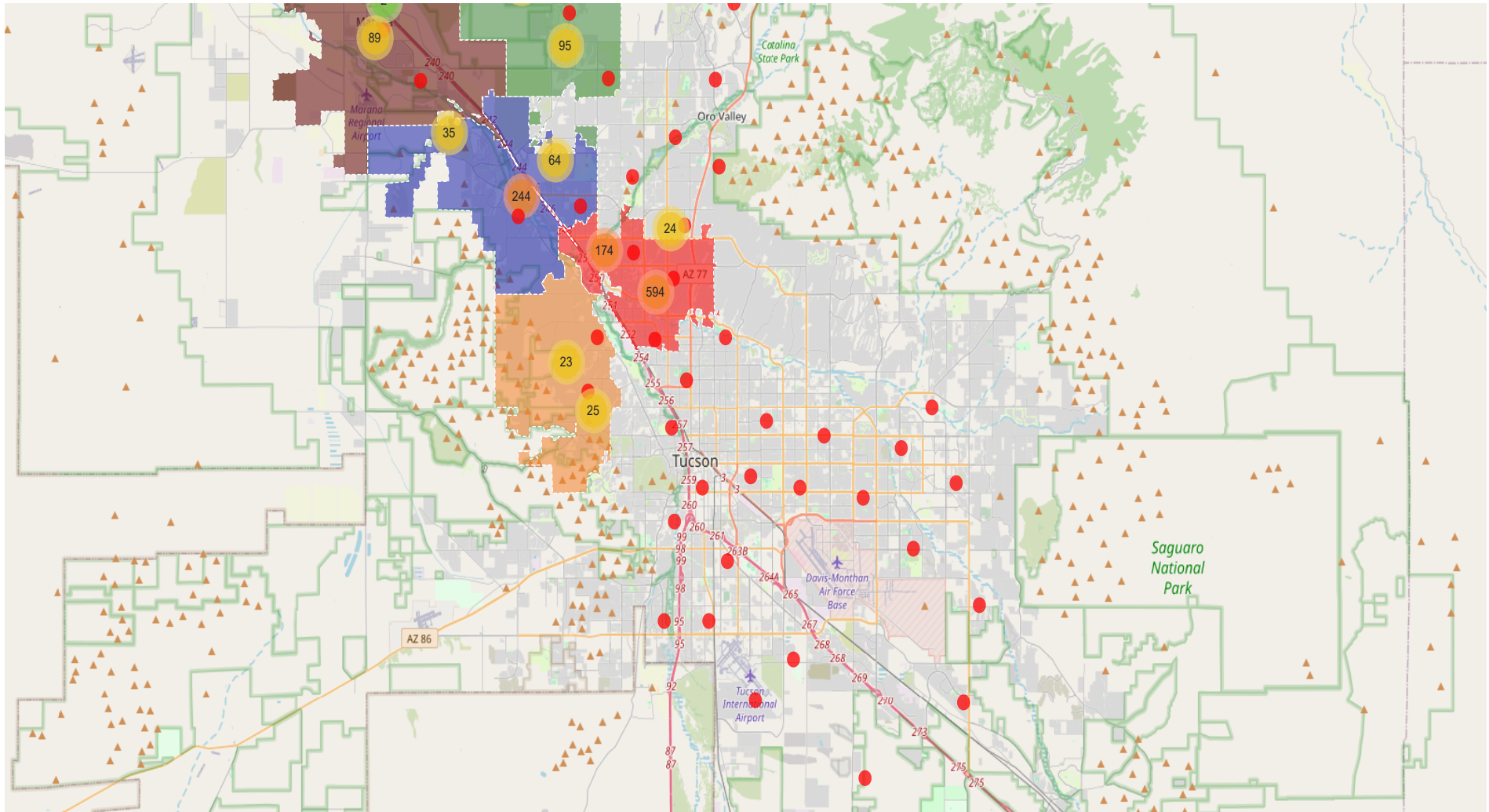
## **Attachments**

Operations Statistics  
Prevention Statistics  
February 2025 CAP Statistics



## Scene Locations of Fire Incidents

N = 1,396 Feb 01, 2025 12:00 AM to Feb 28, 2025 11:59 PM

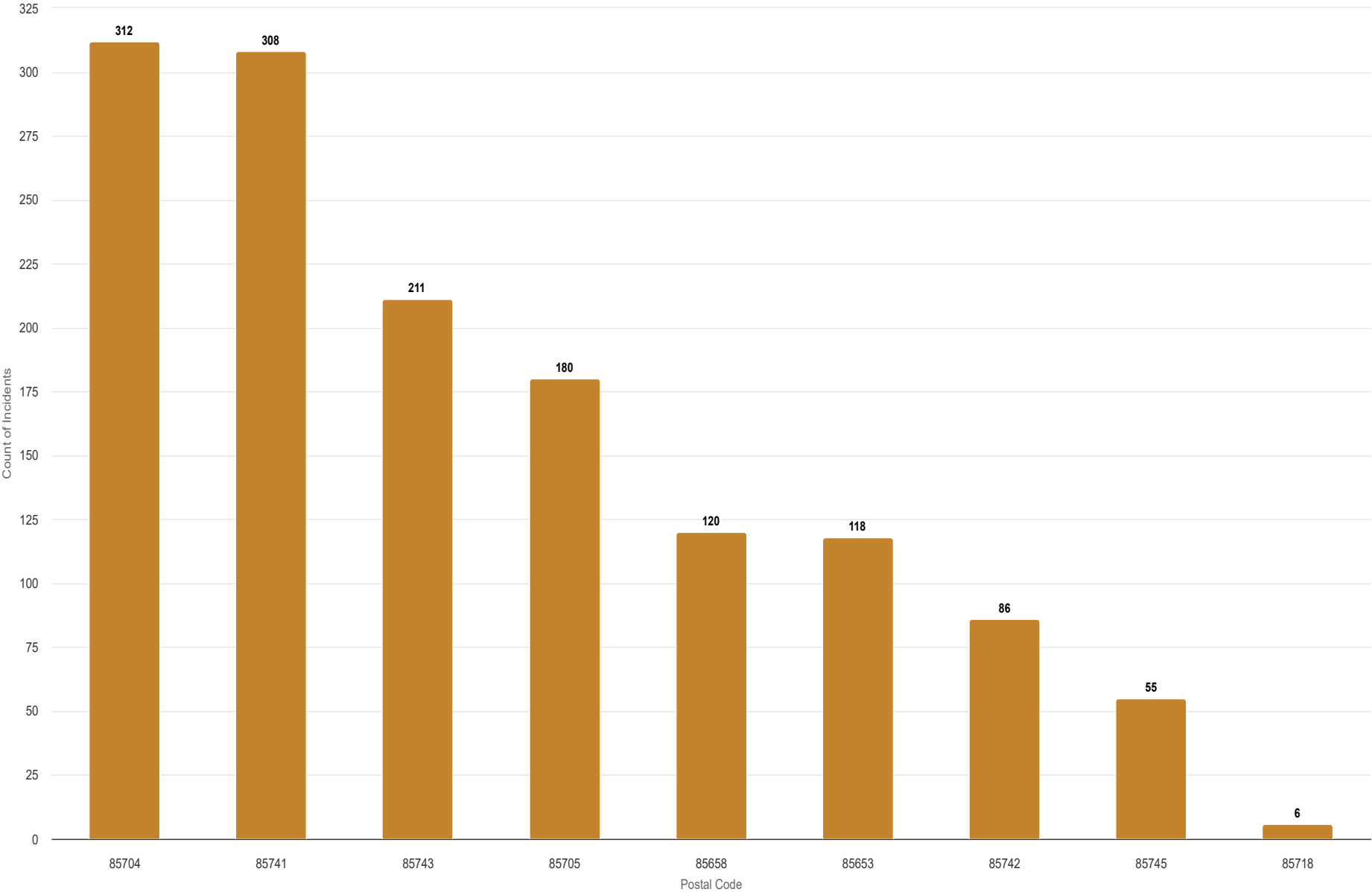
Map Layers:

- Fire Station Locations
- Planning Zone-Central Sta. 34 & 38
- Planning Zone-Northwest Sta. 36 & 41
- Planning Zone-Core Sta. 30, 31 & 33
- Planning Zone-Northeast Sta. 37 & 39

■ Planning Zone-South Sta. 32 & 35

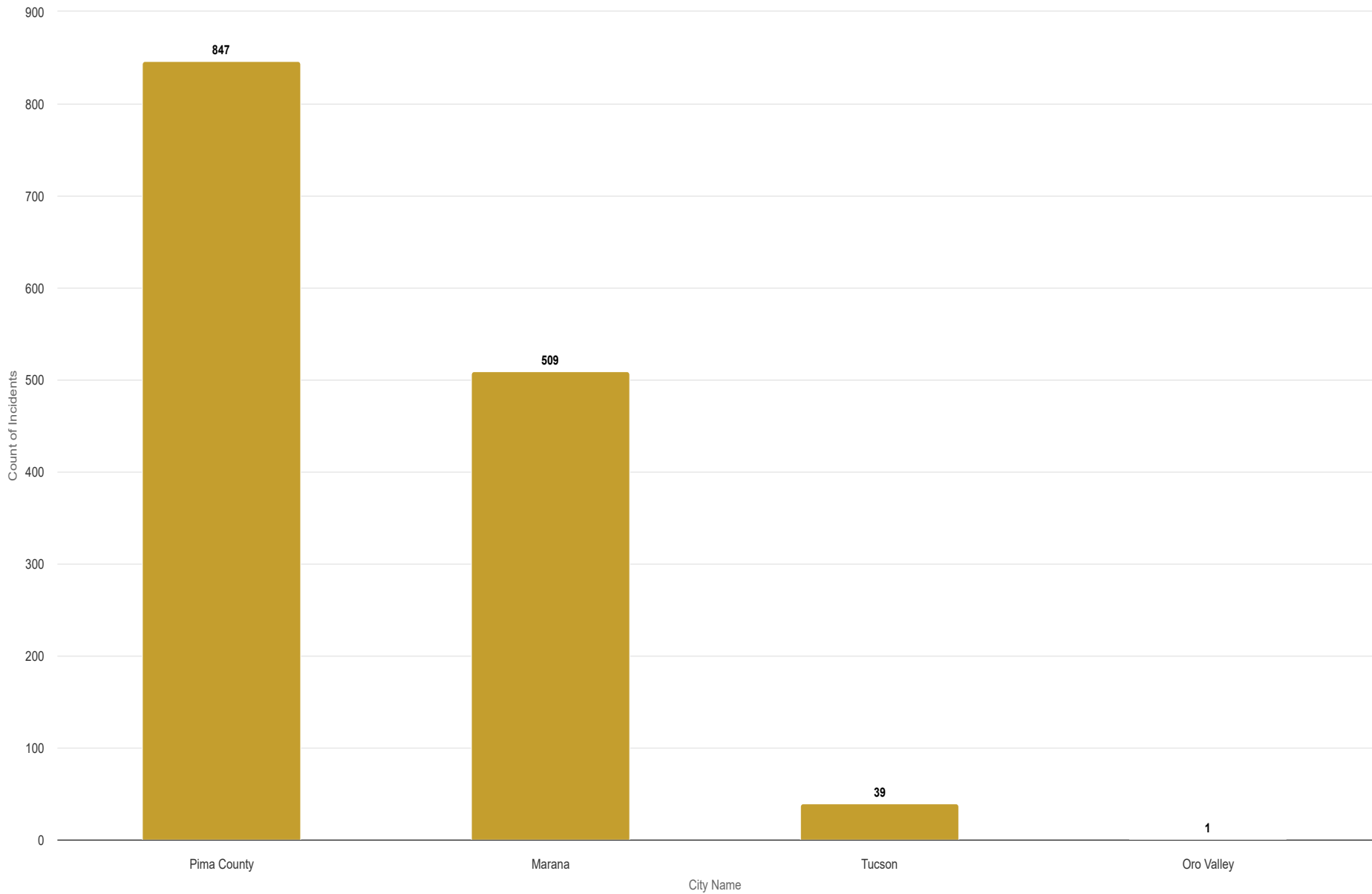
Incidents by Postal Code

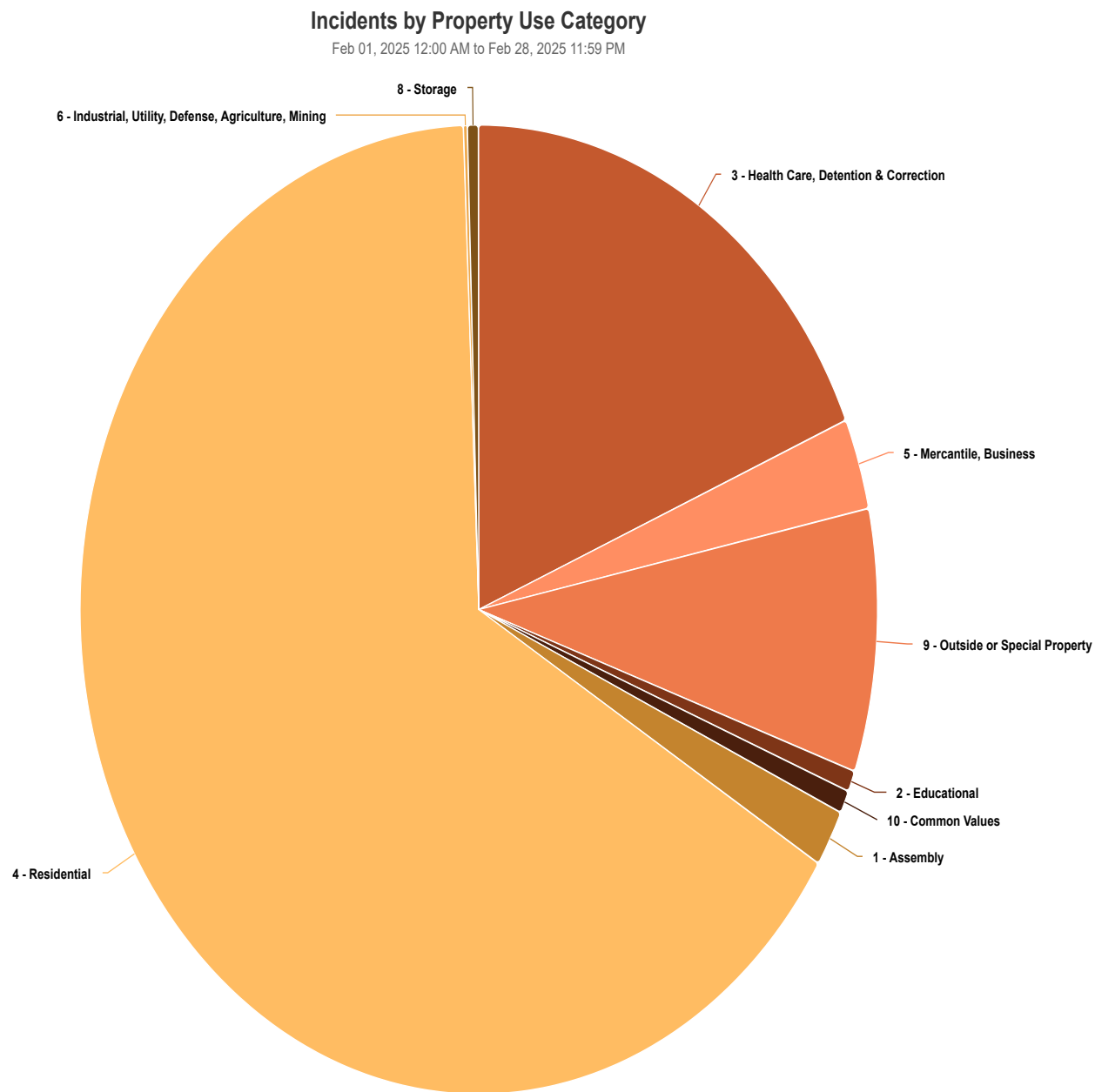
Feb 01, 2025 12:00 AM to Feb 28, 2025 11:59 PM



### Incidents by City Name (Top 15)

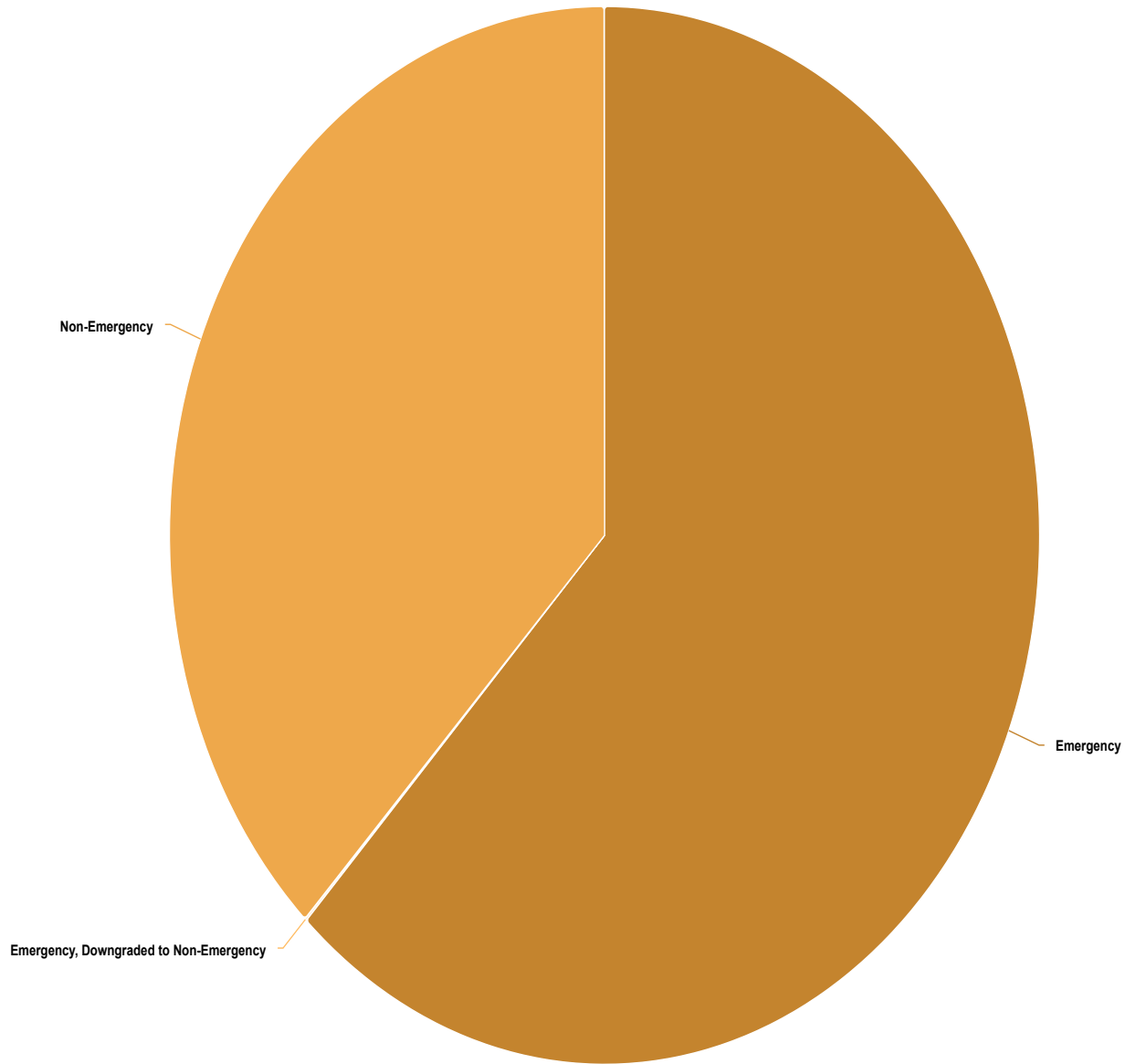
Feb 01, 2025 12:00 AM to Feb 28, 2025 11:59 PM

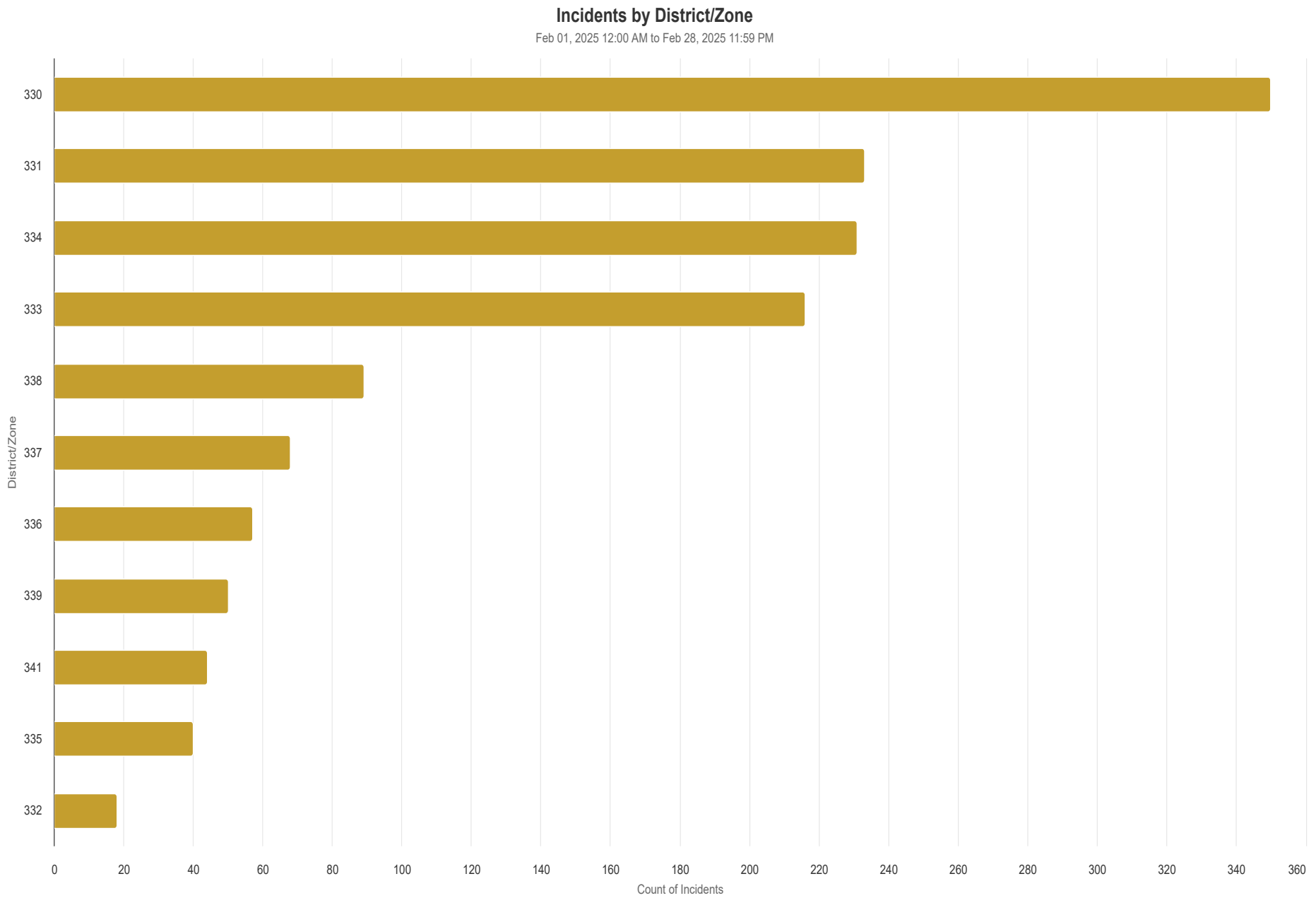




### Incidents by Response Mode To Scene

Feb 01, 2025 12:00 AM to Feb 28, 2025 11:59 PM





Incidents by District/Zone

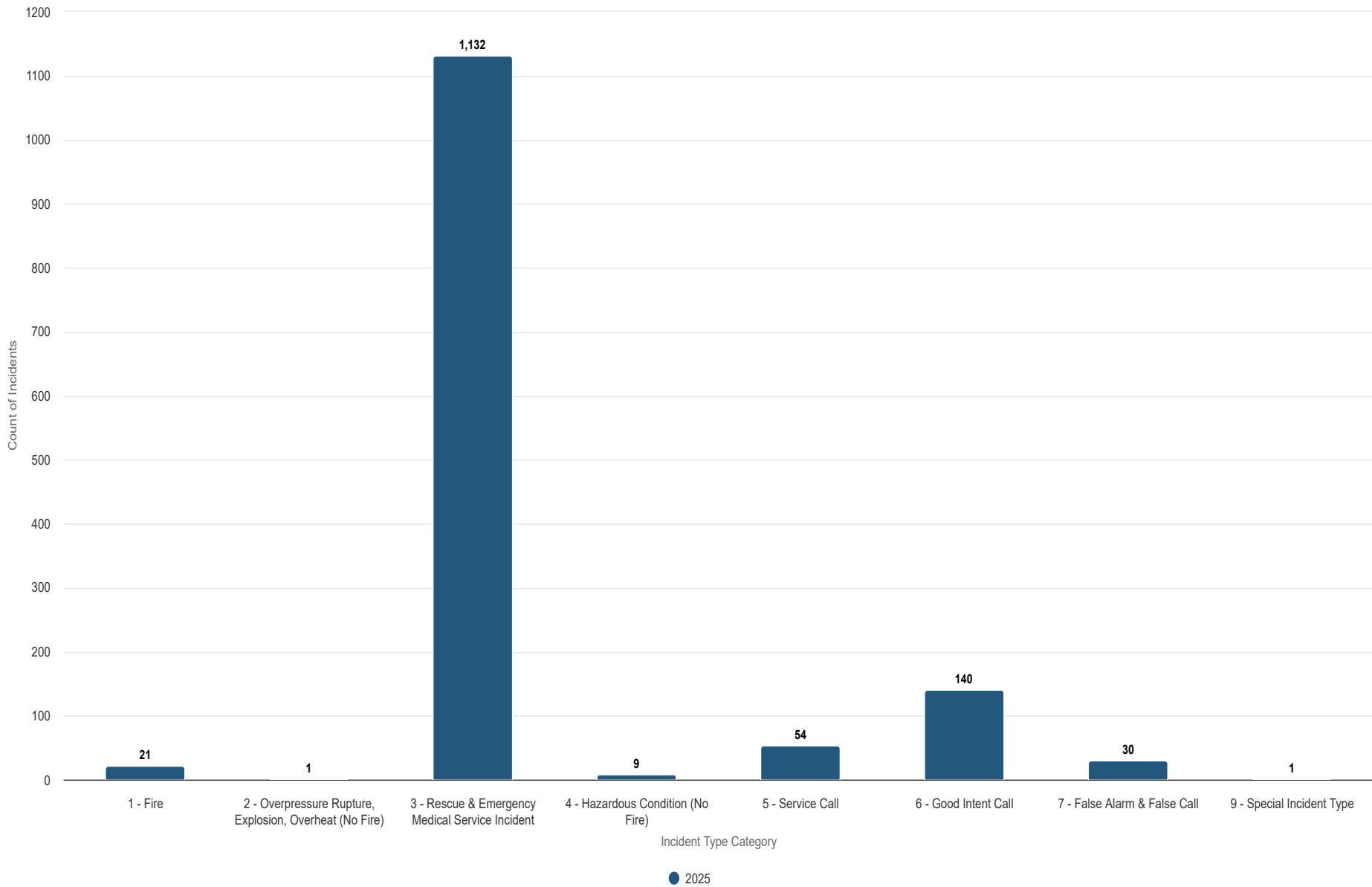


Jan 01, 2024 12:00 AM to Mar 12, 2025 02:29 PM

District/Zone	2025			2025		2024		YTD % Change
	Jan	Feb	Mar	Grand Total - Current	% of Total Incidents - Current	Grand Total - Previous	% of Total Incidents - Previous	
330	372	350	135	857	24.00%	814	25.00%	5.28%
331	255	233	110	598	17.00%	554	17.00%	7.94%
332	29	18	8	55	2.00%	77	2.00%	-28.57%
333	211	216	104	531	15.00%	518	16.00%	2.51%
334	237	231	83	551	16.00%	442	14.00%	24.66%
335	39	40	28	107	3.00%	96	3.00%	11.46%
336	81	57	26	164	5.00%	129	4.00%	27.13%
337	94	68	38	200	6.00%	200	6.00%	0.00%
338	113	89	33	235	7.00%	242	7.00%	-2.89%
339	56	50	13	119	3.00%	104	3.00%	14.42%
341	62	44	21	127	4.00%	92	3.00%	38.04%
GRFD	0	0	0	0	0.00%	2	0.00%	-100.00%
Grand Total	1,549	1,396	599	3,544	100.00%	3,270	100.00%	8.38%

### Incidents by Category and Year

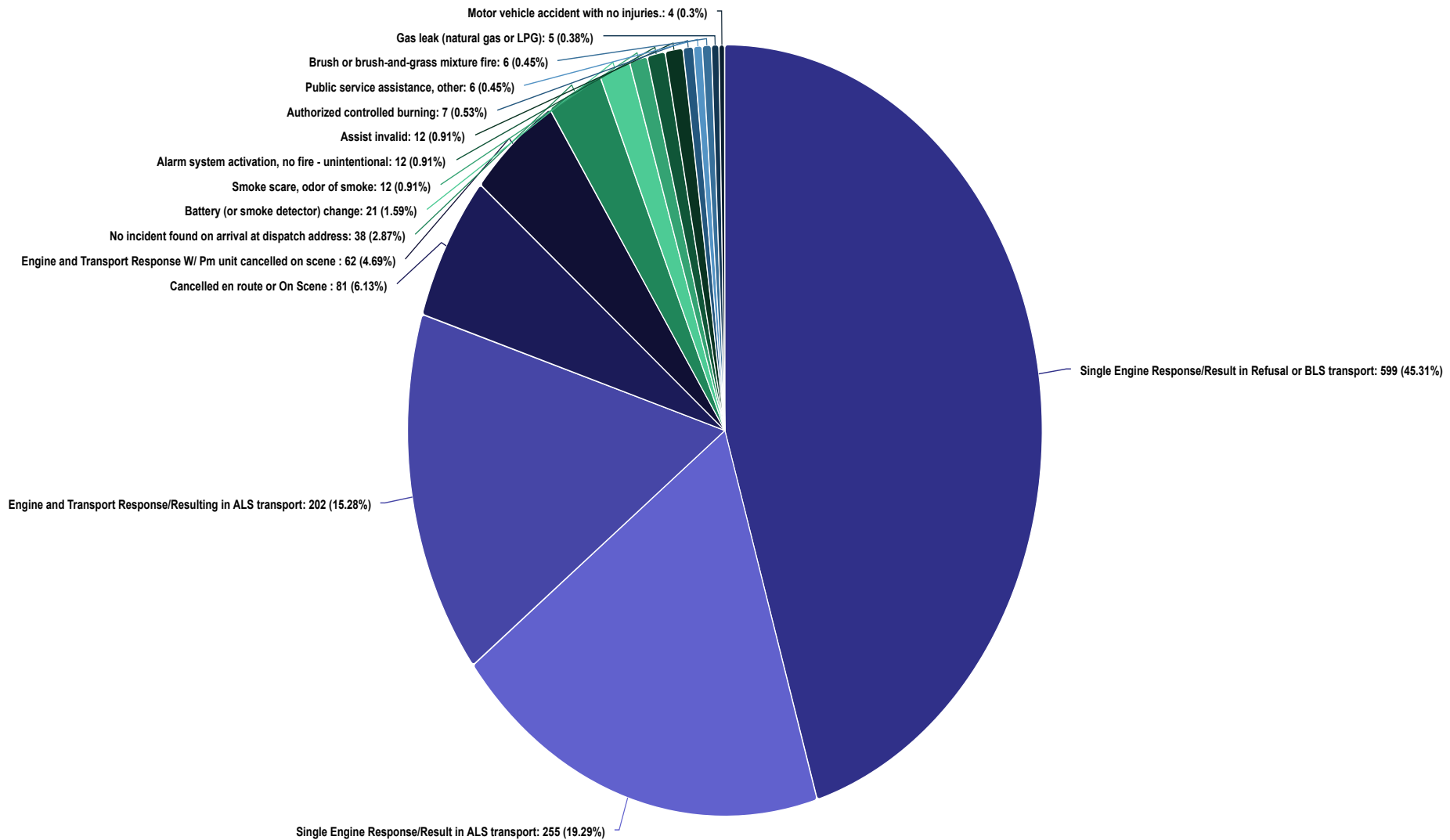
Feb 01, 2025 12:00 AM to Feb 28, 2025 11:59 PM

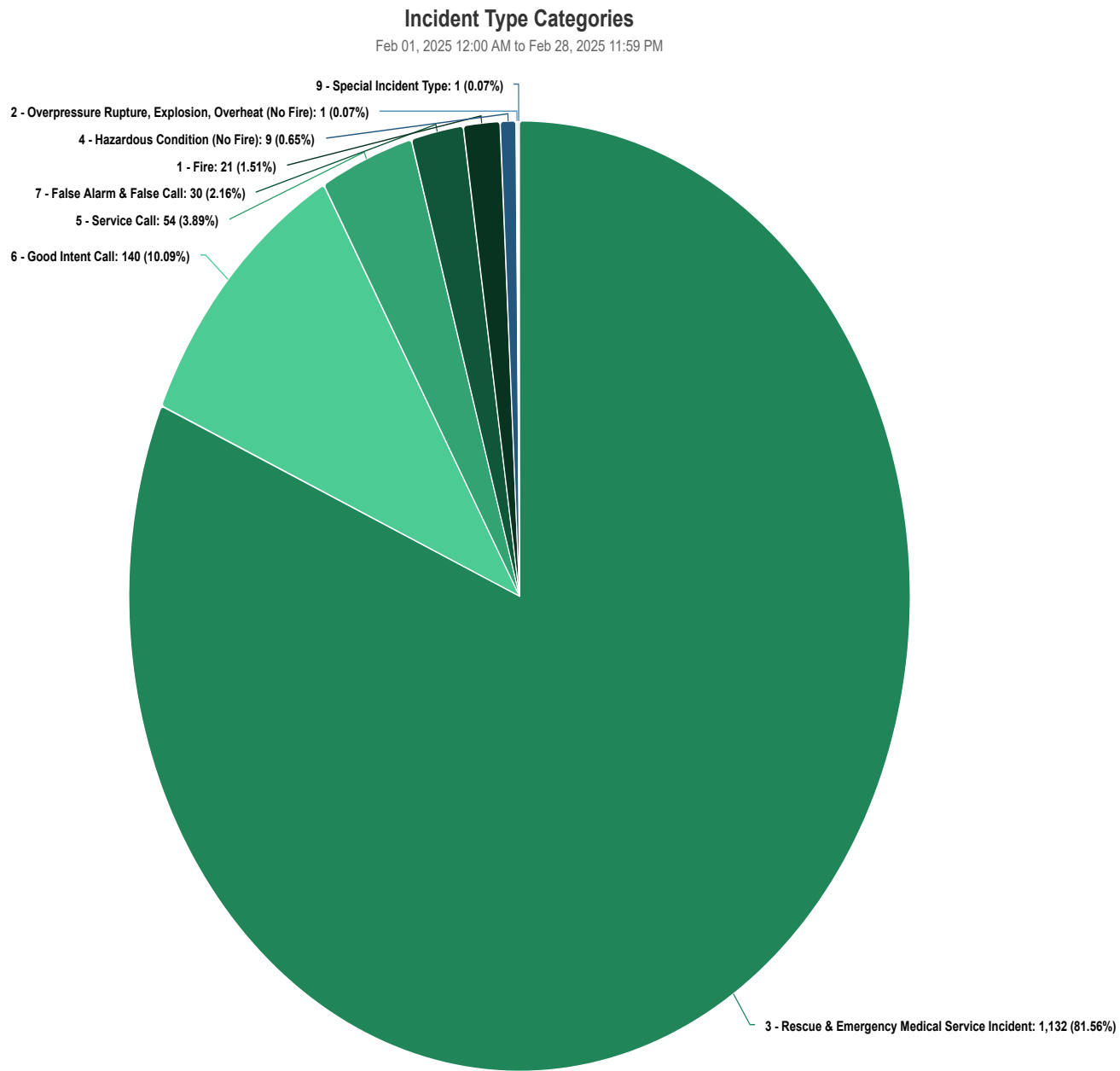




### Incident Types (Top 15)

Feb 01, 2025 12:00 AM to Feb 28, 2025 11:59 PM





Incidents by Category and Month

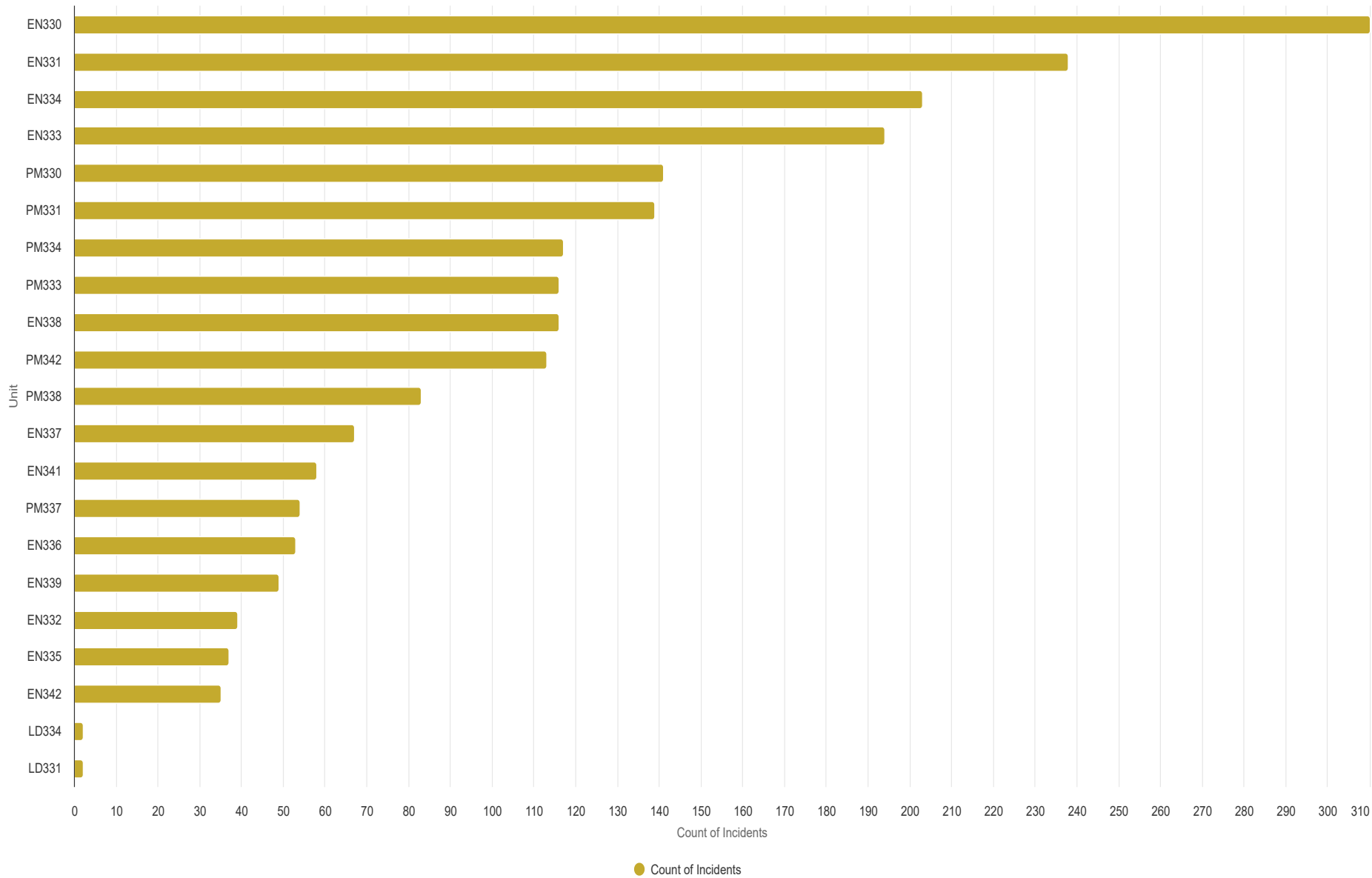
Jan 01, 2024 12:00 AM to Mar 12, 2025 02:29 PM



Incident Type Category	2025			2025		2024		YTD % Change
	Jan	Feb	Mar	Grand Total - Current	% of Total Incidents - Current	Grand Total - Previous	% of Total Incidents - Previous	
1 - Fire	25	21	5	51	1.00%	39	1.00%	30.77%
2 - Overpressure Rupture, Explosion, Overheat (No Fire)	0	1	1	2	0.00%	2	0.00%	0.00%
3 - Rescue & Emergency Medical Service Incident	1,217	1,132	472	2,821	80.00%	2,543	78.00%	10.93%
4 - Hazardous Condition (No Fire)	14	9	7	30	1.00%	25	1.00%	20.00%
5 - Service Call	70	54	25	149	4.00%	235	7.00%	-36.60%
6 - Good Intent Call	137	140	57	334	9.00%	342	10.00%	-2.34%
7 - False Alarm & False Call	78	30	20	128	4.00%	84	3.00%	52.38%
9 - Special Incident Type	0	1	0	1	0.00%	0	0.00%	N/A
Grand Total	1,541	1,388	587	3,516	100.00%	3,270	100.00%	7.52%

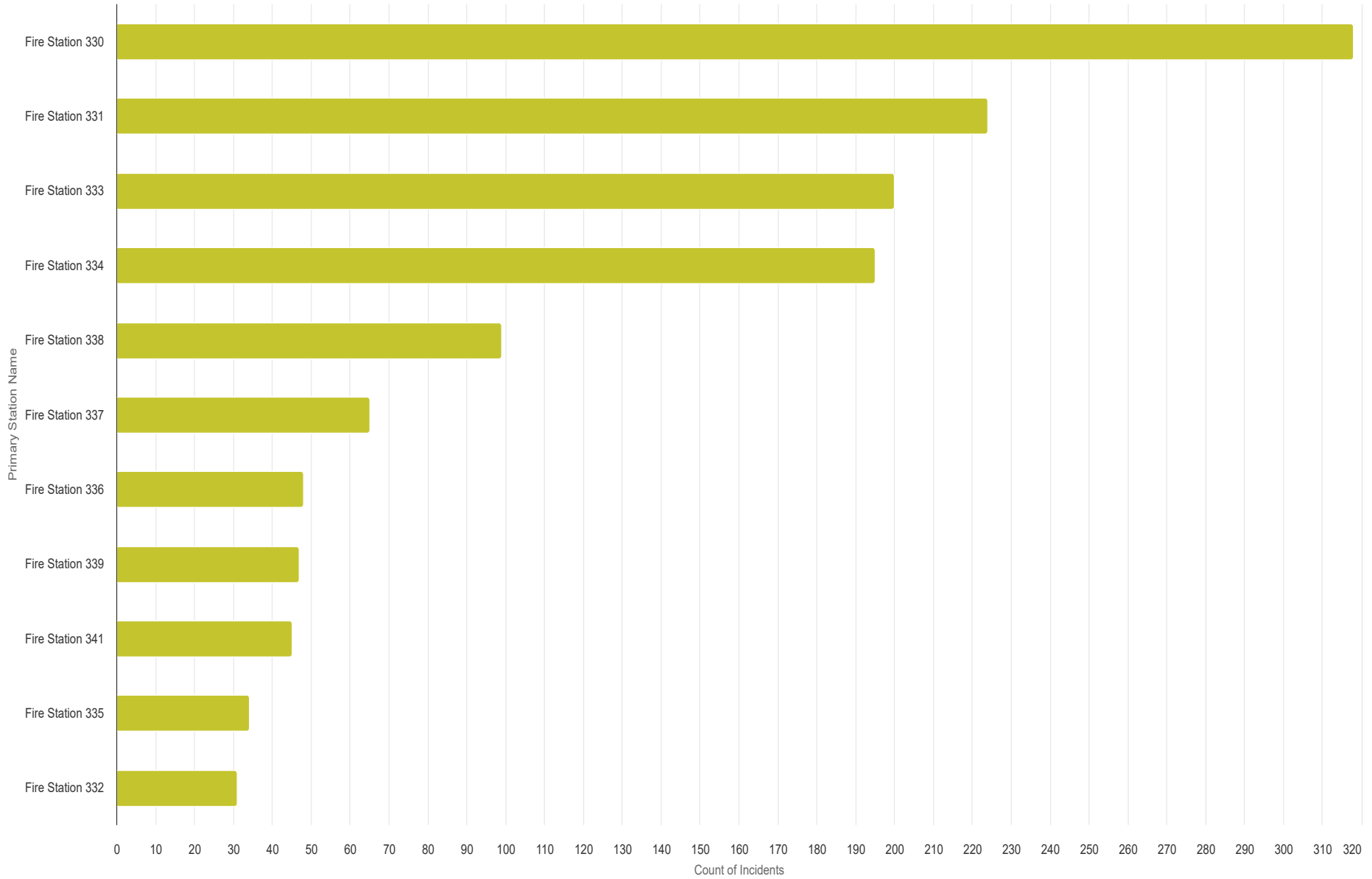
Incidents by Apparatus Resource ID (Top 40)

Feb 01, 2025 12:00 AM to Feb 28, 2025 11:59 PM



### Incidents by Primary Station Name

Feb 01, 2025 12:00 AM to Feb 28, 2025 11:59 PM

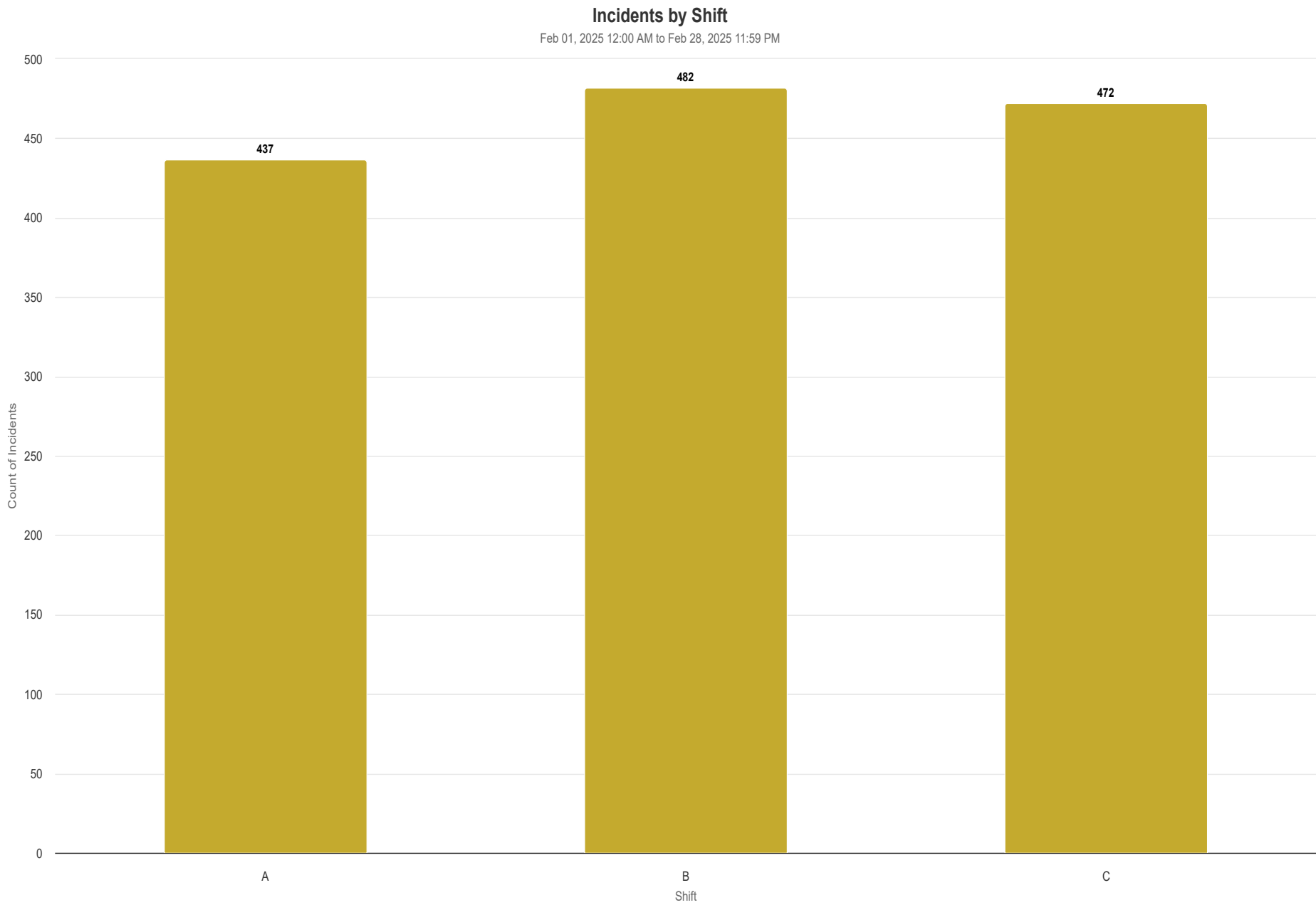


Station Summary Report

Feb 01, 2025 12:00 AM to Feb 28, 2025 11:59 PM

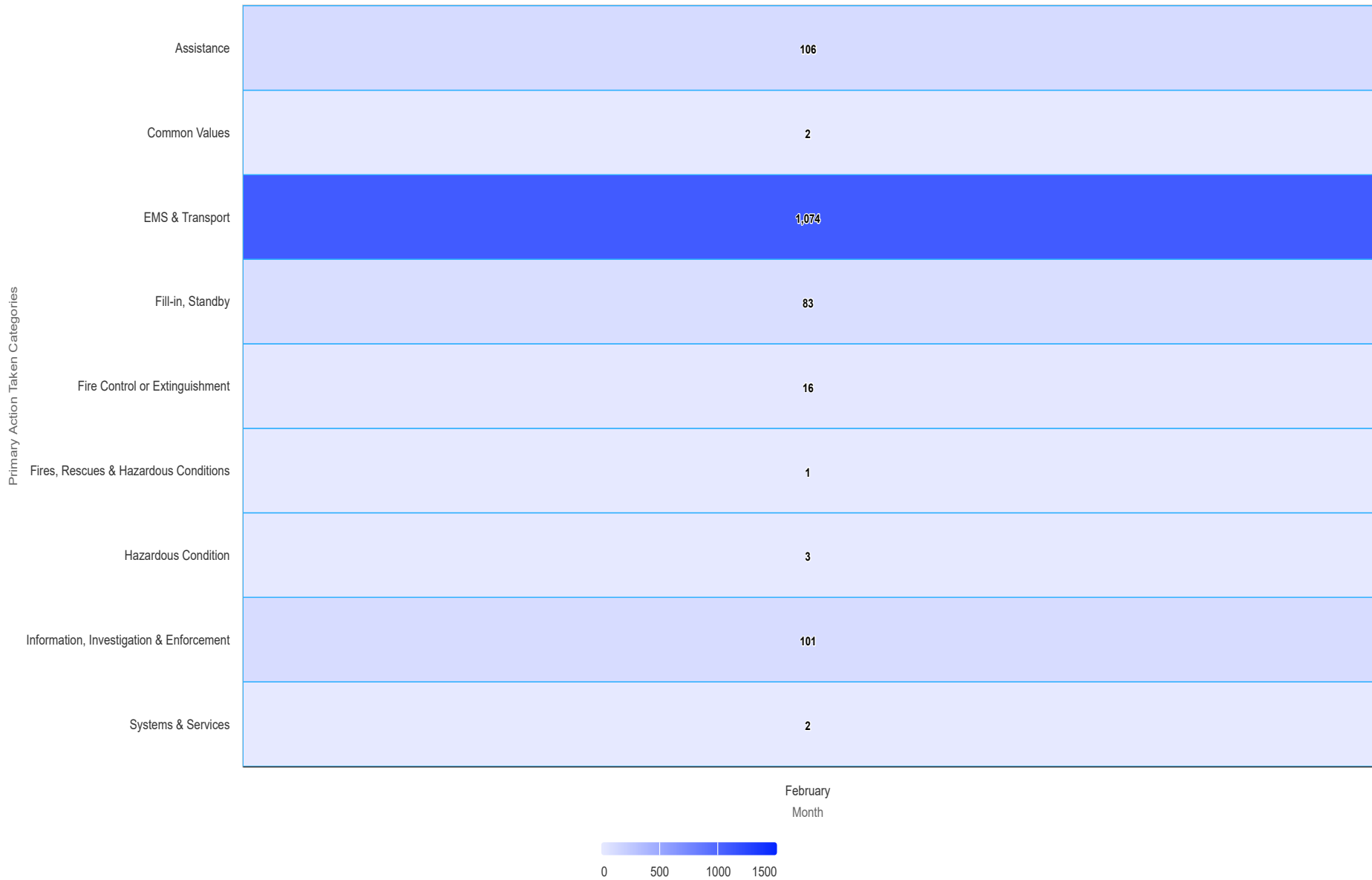


Station	EMS Incidents	Fire Incidents	Other Incidents	Total Incidents	% of Total Incidents	Station Reliability	90th Percentile Response Time (PSAP to Arrival)
Fire Station 330	489	2	34	525	25.36%	56.00%	00:08:36
Fire Station 331	316	11	24	351	16.96%	61.82%	00:09:33
Fire Station 332	38	0	6	44	2.13%	70.45%	00:11:49
Fire Station 333	270	6	43	319	15.41%	53.29%	00:09:07
Fire Station 334	282	12	42	336	16.23%	55.95%	00:11:46
Fire Station 335	53	0	2	55	2.66%	61.82%	00:10:49
Fire Station 336	37	5	13	55	2.66%	87.27%	00:10:17
Fire Station 337	87	1	11	99	4.78%	62.63%	00:09:09
Fire Station 338	152	2	8	162	7.83%	58.02%	00:11:07
Fire Station 339	56	4	8	68	3.29%	69.12%	00:10:10
Fire Station 341	40	0	16	56	2.71%	80.36%	00:11:40
Overall	1,820	43	207	2,070	100.00%	59.42%	00:10:17

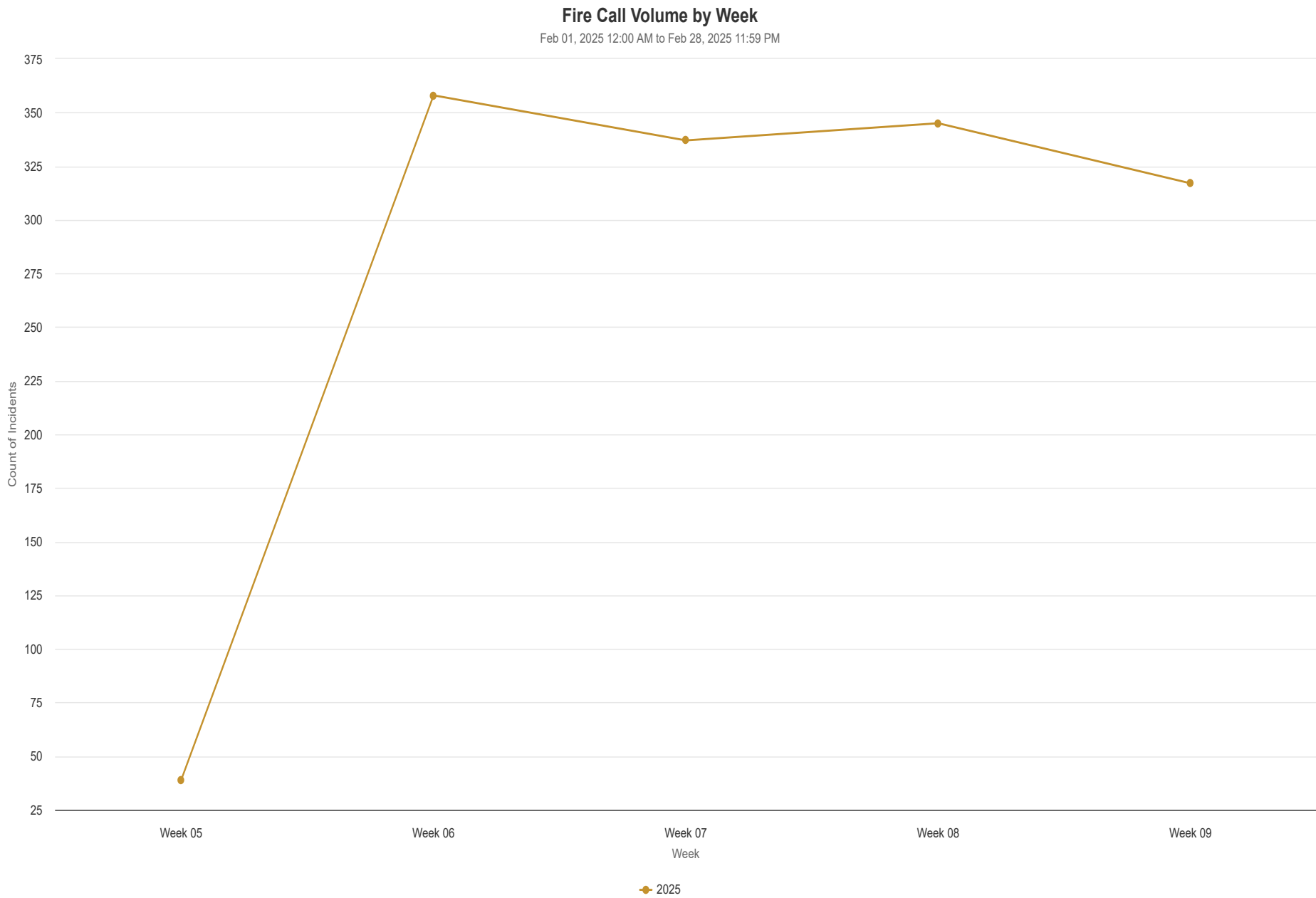


### Primary Action Taken Categories by Month

Feb 01, 2025 12:00 AM to Feb 28, 2025 11:59 PM

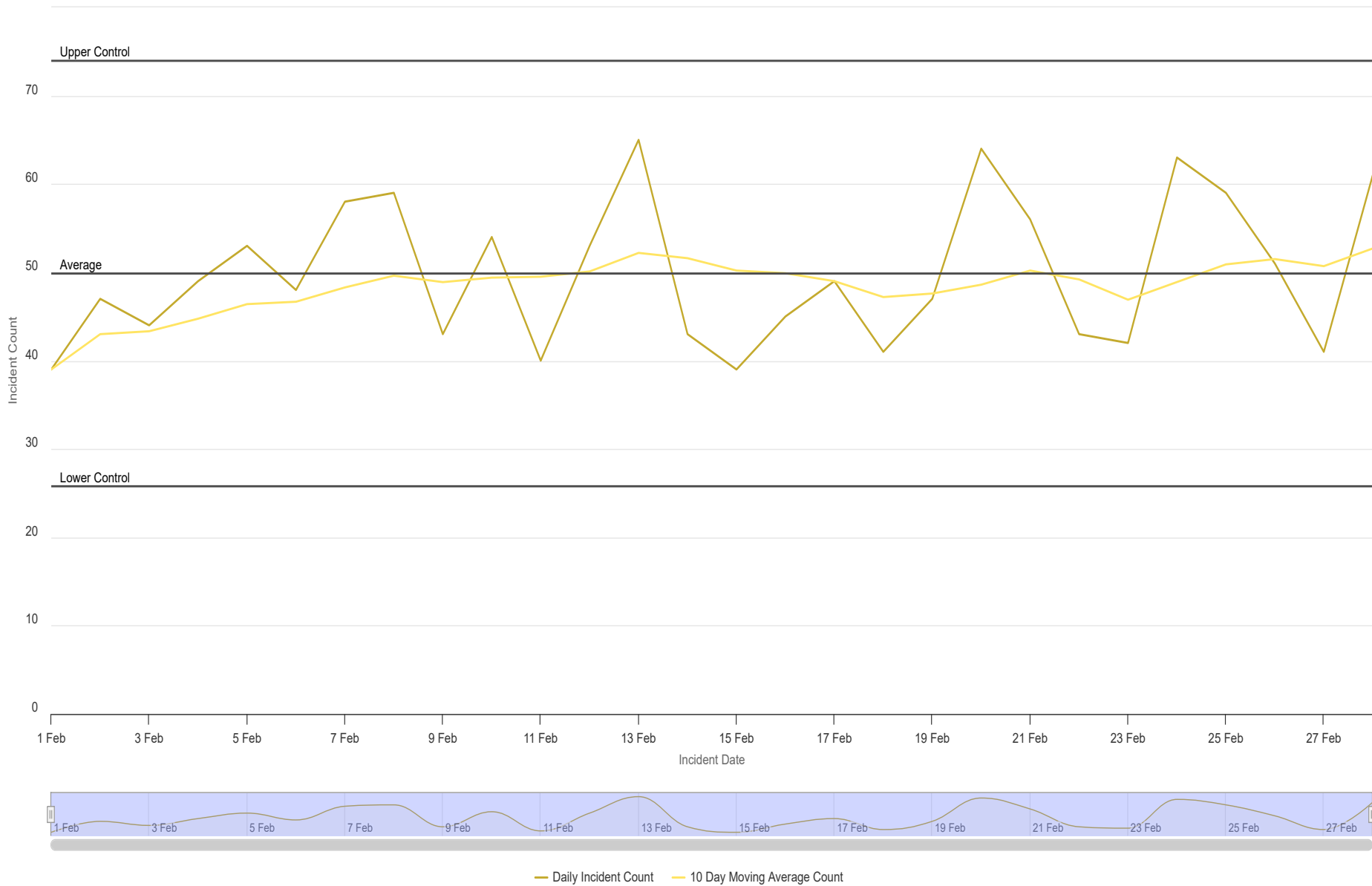






### Fire Call Volume by Day

Feb 01, 2025 12:00 AM to Feb 28, 2025 11:59 PM



Aid Given and Received Summary



Feb 01, 2025 12:00 AM to Feb 28, 2025 11:59 PM

Fire Department	Automatic Aid Given	% of Total Automatic Aid Given	Automatic Aid Received	% of Total Automatic Aid Received	Mutual Aid Given	% of Total Mutual Aid Given	Mutual Aid Received	% of Total Mutual Aid Received
Avra Valley Fire District	0	0.00%	0	0.00%	0	0.00%	21	95.45%
Golder Ranch Fire District	1	50.00%	21	70.00%	1	100.00%	0	0.00%
Northwest Fire District	0	0.00%	1	3.33%	0	0.00%	0	0.00%
Picture Rocks Fire District	0	0.00%	0	0.00%	0	0.00%	1	4.55%
Tucson Fire Department	1	50.00%	8	26.67%	0	0.00%	0	0.00%
Overall	2	100.00%	30	100.00%	1	100.00%	22	100.00%

Mutual Aid Given by Incident Type Category



Jan 01, 2024 12:00 AM to Mar 12, 2025 02:29 PM

Incident Type Category	2025			2025		2024		YTD % Change
	Jan	Feb	Mar	Grand Total - Current	% of Total Incidents - Current	Grand Total - Previous	% of Total Incidents - Previous	
3 - Rescue & Emergency Medical Service Incident	0	1	0	1	100.00%	4	100.00%	-75.00%
Grand Total	0	1	0	1	100.00%	4	100.00%	-75.00%

Automatic Aid Given by Incident Type Category



Jan 01, 2024 12:00 AM to Mar 12, 2025 02:29 PM

Incident Type Category	2025			2025		2024		YTD % Change
	Jan	Feb	Mar	Grand Total - Current	% of Total Incidents - Current	Grand Total - Previous	% of Total Incidents - Previous	
1 - Fire	1	0	0	1	14.00%	0	0.00%	N/A
3 - Rescue & Emergency Medical Service Incident	2	1	1	4	57.00%	7	78.00%	-42.86%
6 - Good Intent Call	1	1	0	2	29.00%	2	22.00%	0.00%
Grand Total	4	2	1	7	100.00%	9	100.00%	-22.22%

Mutual Aid Received by Incident Type Category



Jan 01, 2024 12:00 AM to Mar 12, 2025 02:29 PM

Incident Type Category	2025			2025		2024		YTD % Change
	Jan	Feb	Mar	Grand Total - Current	% of Total Incidents - Current	Grand Total - Previous	% of Total Incidents - Previous	
3 - Rescue & Emergency Medical Service Incident	48	22	15	85	100.00%	22	100.00%	286.36%
Grand Total	48	22	15	85	100.00%	22	100.00%	2.86%

Automatic Aid Received by Incident Type Category



Jan 01, 2024 12:00 AM to Mar 12, 2025 02:29 PM

Incident Type Category	2025			2025		2024		YTD % Change
	Jan	Feb	Mar	Grand Total - Current	% of Total Incidents - Current	Grand Total - Previous	% of Total Incidents - Previous	
1 - Fire	4	0	0	4	5.00%	8	9.00%	-50.00%
3 - Rescue & Emergency Medical Service Incident	32	27	13	72	82.00%	66	77.00%	9.09%
4 - Hazardous Condition (No Fire)	1	0	0	1	1.00%	1	1.00%	0.00%
5 - Service Call	2	0	0	2	2.00%	0	0.00%	N/A
6 - Good Intent Call	5	1	1	7	8.00%	11	13.00%	-36.36%
7 - False Alarm & False Call	2	0	0	2	2.00%	0	0.00%	N/A
Grand Total	46	28	14	88	100.00%	86	100.00%	2.33%

Mutual Aid Given by Fire Department Given Aid



Jan 01, 2024 12:00 AM to Mar 12, 2025 02:29 PM

Fire Department	FDID	2025			2025		2024		YTD % Change
		Jan	Feb	Mar	Grand Total - Current	% of Total Incidents - Current	Grand Total - Previous	% of Total Incidents - Previous	
Avra Valley Fire District	11032	0	0	0	0	0.00%	4	100.00%	-100.00%
Golder Ranch Fire District	11081	0	1	0	1	100.00%	0	0.00%	N/A
Grand Total		0	1	0	1	100.00%	4	100.00%	-75.00%



Automatic Aid Given by Fire Department Given Aid



Jan 01, 2024 12:00 AM to Mar 12, 2025 02:29 PM

Fire Department	FDID	2025			2025		2024		YTD % Change
		Jan	Feb	Mar	Grand Total - Current	% of Total Incidents - Current	Grand Total - Previous	% of Total Incidents - Previous	
Golder Ranch Fire District	11081	2	1	1	4	57.00%	8	89.00%	-50.00%
Northwest Fire District	11123	0	0	0	0	0.00%	1	11.00%	-100.00%
Tucson Fire Department	11223	2	1	0	3	43.00%	0	0.00%	N/A
Grand Total		4	2	1	7	100.00%	9	100.00%	-22.22%

Mutual Aid Received by Fire Department



Jan 01, 2024 12:00 AM to Mar 12, 2025 02:29 PM

Fire Department	2025			2025		2024		YTD % Change
	Jan	Feb	Mar	Grand Total - Current	% of Total Incidents - Current	Grand Total - Previous	% of Total Incidents - Previous	
Avra Valley Fire District	47	21	15	83	98.00%	21	95.00%	295.24%
Picture Rocks Fire District	1	1	0	2	2.00%	1	5.00%	100.00%
Grand Total	48	22	15	85	100.00%	22	100.00%	2.86%

Automatic Aid Received by Fire Department

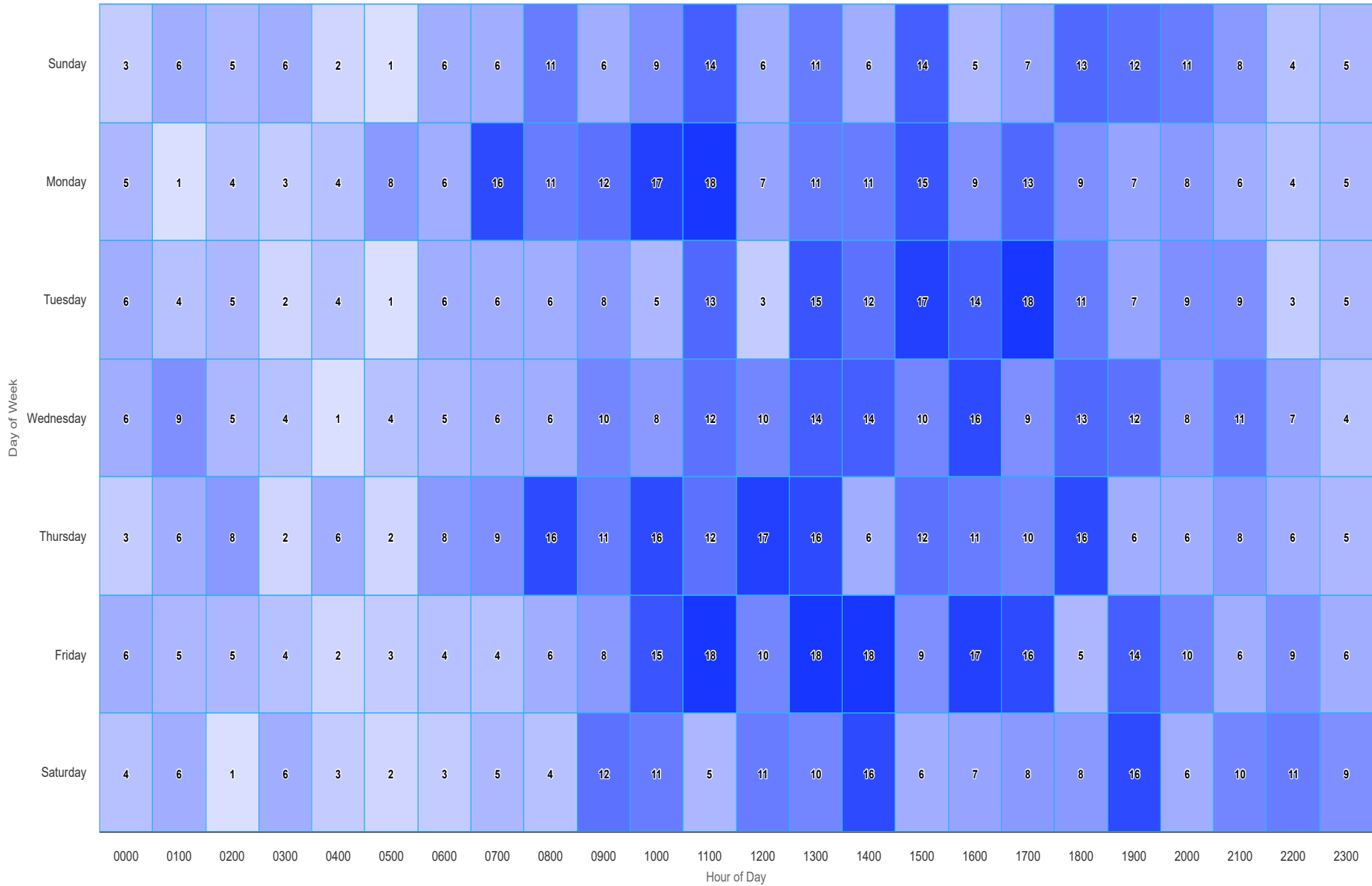


Jan 01, 2024 12:00 AM to Mar 12, 2025 02:29 PM

Fire Department	2025			2025		2024		YTD % Change
	Jan	Feb	Mar	Grand Total - Current	% of Total Incidents - Current	Grand Total - Previous	% of Total Incidents - Previous	
Golder Ranch Fire District	36	21	6	63	67.00%	63	71.00%	0.00%
Northwest Fire District	1	1	0	2	2.00%	2	2.00%	0.00%
Tucson Fire Department	15	6	8	29	31.00%	24	27.00%	20.83%
Grand Total	52	28	14	94	100.00%	89	100.00%	5.62%

Incidents by Day and Hour

Feb 01, 2025 12:00 AM to Feb 28, 2025 11:59 PM



Monthly Call Volume Year over Year



Jan 01, 2024 12:00 AM to Mar 12, 2025 02:29 PM

Month Name	2025		2024		YTD % Change
	Grand Total - Current	% of Total Incidents - Current	Grand Total - Previous	% of Total Incidents - Previous	
January	1,549	44.00%	1,511	46.00%	2.51%
February	1,396	39.00%	1,244	38.00%	12.22%
March	599	17.00%	515	16.00%	16.31%
Grand Total	3,544	100.00%	3,270	100.00%	8.38%

Property Loss Incidents (Top 20)



Feb 01, 2025 12:00 AM to Feb 28, 2025 11:59 PM

Agency Name	Incident Date Time	Incident Number	Property Use	Street Number	Street Name	City	State	Postal Code	Property Pre-Incident Value	Property Loss
Northwest Fire District	02/19/2025 08:31 AM	2506648	Aircraft runway	11700	AVRA VALLEY	Marana	AZ	85653	\$50,000	\$50,000
Northwest Fire District	02/16/2025 05:23 PM	2506335	1 or 2 family dwelling	8644	SAYANTE	Marana	AZ	85743	\$283,786	\$14,189
Northwest Fire District	02/20/2025 07:45 PM	2506896	Car Wash	401	ORANGE GROVE	Pima County	AZ	85704	\$1,139,552	\$11,396
Northwest Fire District	02/02/2025 11:29 AM	2504400	Residential street, road or residential driveway	5300	CASA GRANDE	Pima County	AZ	85743	\$15,000	\$10,000
Northwest Fire District	02/19/2025 12:25 PM	2506675	Residential street, road or residential driveway	(blank)	Twin Peaks	Marana	AZ	85742	\$7,500	\$7,500
Northwest Fire District	02/08/2025 02:04 PM	2505261	Food Truck	4833	SUNRISE	Pima County	AZ	85705	\$25,500	\$6,375
Northwest Fire District	02/17/2025 06:38 PM	2506487	Restaurant or cafeteria	7077	THORNYDALE	Marana	AZ	85741	\$5,000	\$1,000
Northwest Fire District	02/08/2025 07:00 PM	2505305	Restaurant or cafeteria	12130	DOVE MOUNTAIN	Marana	AZ	85658	\$500	\$500
Northwest Fire District	02/11/2025 12:58 AM	2505589	Open land or field	5290	CASA GRANDE	Pima County	AZ	85743	\$100	\$100
Northwest Fire District	02/22/2025 04:27 PM	2507147	1 or 2 family dwelling	940	GARNETTE	Pima County	AZ	85705	\$500	\$100
Northwest Fire District	02/03/2025 12:29 AM	2504481	Wash, river, lake	5320	LA CHOLLA	Pima County	AZ	85704	\$1	\$1

## Overlapping Calls and Hours



Feb 01, 2025 12:00 AM to Feb 28, 2025 11:59 PM

Overlapping Calls	Occurrences	% of Occurrences	Hours	% of Hours
0 Overlapping Calls	868	20.06%	237	35.29%
1 Overlapping Call	600	13.86%	137	20.32%
2 Overlapping Calls	620	14.33%	67	9.99%
3 Overlapping Calls	578	13.35%	81	12.11%
4 Overlapping Calls	506	11.69%	51	7.57%
5 Overlapping Calls	374	8.64%	38	5.62%
6 Overlapping Calls	264	6.10%	24	3.57%
7 Overlapping Calls	187	4.32%	14	2.10%
8 Overlapping Calls	120	2.77%	11	1.57%
9 Overlapping Calls	78	1.80%	4	0.60%
10 Overlapping Calls	56	1.29%	4	0.57%
11 Overlapping Calls	36	0.83%	2	0.35%
12 Overlapping Calls	18	0.42%	1	0.18%
13 Overlapping Calls	8	0.18%	1	0.09%
14 Overlapping Calls	4	0.09%	0	0.04%
15 Overlapping Calls	2	0.05%	0	0.02%
16 Overlapping Calls	3	0.07%	0	0.01%
17 Overlapping Calls	3	0.07%	0	0.00%
18 Overlapping Calls	2	0.05%	0	0.00%
19 Overlapping Calls	1	0.02%	0	0.00%
<b>Totals</b>	<b>4,328</b>	<b>100.00%</b>	<b>672</b>	<b>100.00%</b>

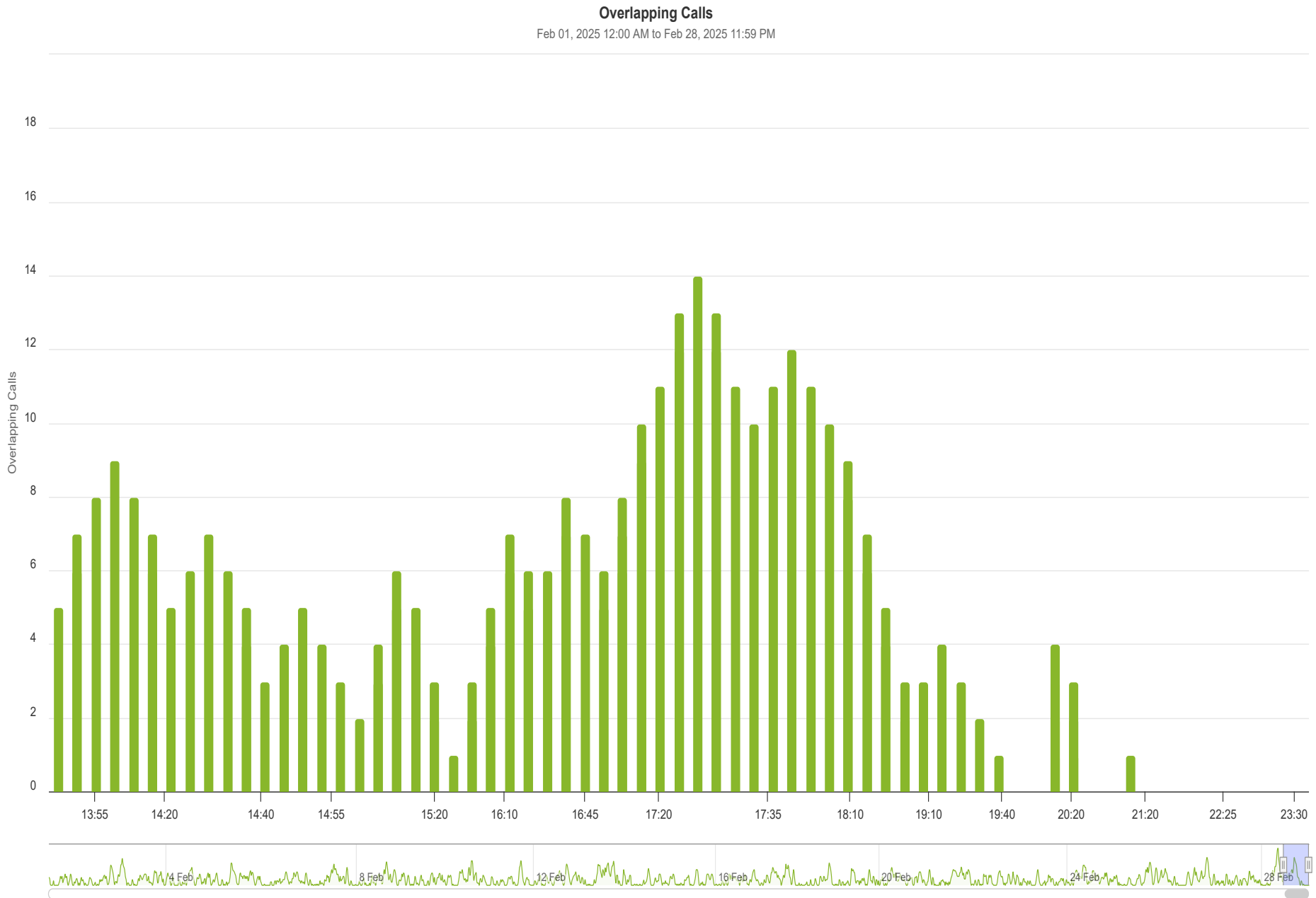
## Calls in Progress



Feb 01, 2025 12:00 AM to Feb 28, 2025 11:59 PM

Calls in Progress	Occurrences	% of Occurrences	Hours	% of Hours
0 Calls In Progress	297	6.86%	171	25.44%
1 Call In Progress	571	13.19%	66	9.84%
2 Calls In Progress	600	13.86%	137	20.32%
3 Calls In Progress	620	14.33%	67	9.99%
4 Calls In Progress	578	13.35%	81	12.11%
5 Calls In Progress	506	11.69%	51	7.57%
6 Calls In Progress	374	8.64%	38	5.62%
7 Calls In Progress	264	6.10%	24	3.57%
8 Calls In Progress	187	4.32%	14	2.10%
9 Calls In Progress	120	2.77%	11	1.57%
10 Calls In Progress	78	1.80%	4	0.60%
11 Calls In Progress	56	1.29%	4	0.57%
12 Calls In Progress	36	0.83%	2	0.35%
13 Calls In Progress	18	0.42%	1	0.18%
14 Calls In Progress	8	0.18%	1	0.09%
15 Calls In Progress	4	0.09%	0	0.04%
16 Calls In Progress	2	0.05%	0	0.02%
17 Calls In Progress	3	0.07%	0	0.01%
18 Calls In Progress	3	0.07%	0	0.00%
19 Calls In Progress	2	0.05%	0	0.00%
20 Calls In Progress	1	0.02%	0	0.00%
<b>Totals</b>	<b>4,328</b>	<b>100.00%</b>	<b>672</b>	<b>100.00%</b>





# OPERATIONAL SERVICES PREVENTION BOARD REPORT

March 2025 Board Meeting

Statistics through February 2025

## DEVELOPMENT

Permits by Type/Plans Review Completed	Marana	Pima County	RVFD	Total
Building - Custom SFR	7	3	3	90
Building - Model	10			46
Building - New	2	1		44
Building - T.I.	7	8		92
Commercial Fire Alarm	2	5	1	49
Commercial Fire Sprinkler	2	3		86
Commercial Kitchen Suppression	1	2		8
Development Plan	4			14
Emergency Response Radio Comm Systems				1
Final Plat				6
Fire Apparatus Access Road - Modification				1
Fireworks/Pyrotechnics				
Gas Detection Systems				4
Gate				
Hydrant Flow Test				1
Occupancy Compliance				10
Residential Final Plat				1
Seasonal Sales				1
SFR Fire Sprinkler	13	5	6	253
Solar	1			6
Special Event				
Special Systems				
Spray Booth				
Tent		1		16
Tentative Plat	1			5
Underground	1	1		3
Water Systems with Hydrants	2	3		34
<b>February 2025 Total</b>	<b>53</b>	<b>32</b>	<b>10</b>	<b>95</b>
<b>Fiscal Year-to-Date Total</b>	<b>468</b>	<b>206</b>	<b>97</b>	<b>771</b>

Permit by Type	Marana FY			Marana Total	Pima County FY			Pima County Total	Grand Total
	Qtr1	Qtr2	Qtr3		Qtr1	Qtr2	Qtr3		
<b>Building - Custom SFR</b>	\$ 559.75	\$ 1,788.00	\$ 570.00	\$ 2,917.75	\$ 1,129.75	\$ 684.00	\$ 1,368.00	\$ 3,181.75	\$ 6,099.50
<b>Building - Model</b>	\$ 2,152.25	\$ 684.00	\$ 1,596.00	\$ 4,432.25	\$ 798.00		\$ 114.00	\$ 912.00	\$ 5,344.25
<b>Building - New</b>	\$ 6,994.00	\$ 2,035.50	\$ 2,282.00	\$ 11,311.50	\$ 2,075.00	\$ 457.00	\$ 2,283.00	\$ 4,815.00	\$ 16,126.50
<b>Building - T.I.</b>	\$ 6,480.00	\$ 2,873.50	\$ 1,938.00	\$ 11,291.50	\$ 2,467.00	\$ 2,052.00	\$ 2,395.00	\$ 6,914.00	\$ 18,205.50
<b>Commercial Fire Alarm</b>	\$ 4,431.54	\$ 2,931.00	\$ 524.00	\$ 7,886.54	\$ 7,022.75	\$ 5,138.00	\$ 2,763.00	\$ 14,923.75	\$ 22,810.29
<b>Commercial Fire Sprinkler</b>	\$ 46,540.88	\$ 1,540.00	\$ 2,850.00	\$ 50,930.88	\$ 13,461.50	\$ 820.00	\$ 3,480.00	\$ 17,761.50	\$ 68,692.38
<b>Commercial Kitchen Suppression</b>		\$ 457.00	\$ 867.00	\$ 1,324.00		\$ 457.00	\$ 1,371.00	\$ 1,828.00	\$ 3,152.00
<b>Development Plan</b>	\$ 803.75	\$ 778.13	\$ 5,707.00	\$ 7,288.88	\$ 1,089.75			\$ 1,089.75	\$ 8,378.63
<b>ERRSC</b>		\$ 251.00		\$ 251.00					\$ 251.00
<b>Final Plat</b>	\$ 1,753.50		\$ 570.00	\$ 2,323.50		\$ 457.00		\$ 457.00	\$ 2,780.50
<b>Fire Apparatus Access Road - Modification</b>									
<b>Gas Detection Systems</b>	\$ 228.00	\$ 684.00		\$ 912.00					\$ 912.00
<b>Hydrant Flow Test</b>									
<b>Occupancy Compliance</b>									
<b>Residential Final Plat</b>	\$ 342.00			\$ 342.00					\$ 342.00
<b>Seasonal Sales</b>		\$ 114.00		\$ 114.00					\$ 114.00
<b>SFR Fire Sprinkler</b>	\$ 22,716.51	\$ 20,279.20	\$ 17,518.00	\$ 60,513.71	\$ 12,961.01	\$ 14,572.00	\$ 11,876.00	\$ 39,409.01	\$ 99,922.72
<b>Solar</b>	\$ 217.75	\$ 114.00		\$ 331.75		\$ 685.00		\$ 685.00	\$ 1,016.75
<b>Tank - Above Ground/Vault</b>			\$ 342.00	\$ 342.00			\$ 228.00	\$ 228.00	\$ 570.00
<b>Tank Underground</b>							\$ 114.00	\$ 114.00	\$ 114.00
<b>Tent</b>	\$ 684.00	\$ 1,596.00	\$ 456.00	\$ 2,736.00		\$ 1,368.00	\$ 627.00	\$ 1,995.00	\$ 4,731.00
<b>Tentative Plat</b>	\$ 342.00		\$ 342.00	\$ 684.00	\$ 799.00	\$ 342.00		\$ 1,141.00	\$ 1,825.00
<b>Water Systems with Hydrants</b>	\$ 7,310.12	\$ 8,899.50	\$ 2,624.00	\$ 18,833.62	\$ 4,383.08	\$ 799.00		\$ 5,182.08	\$ 24,015.70
<b>FY 24/25 Total Assessed Fees</b>	<b>\$ 101,556.05</b>	<b>\$ 45,024.83</b>	<b>\$ 38,186.00</b>	<b>\$ 184,766.88</b>	<b>\$ 46,186.84</b>	<b>\$ 27,831.00</b>	<b>\$ 26,619.00</b>	<b>\$ 100,636.84</b>	<b>\$ 285,403.72</b>

\*Permitting fees in Pima County contain the Rincon Valley FD Intergovernmental Agreement\*

## FIRE INVESTIGATIONS

	February '25	FY To Date
All Fire Responses		
In District	15	121
Total Property Saved	\$ 2,187,878.00	\$ 32,744,790.50
Percent Saved	95%	78%
Pre-Incident Values (property and contents)	\$ 2,295,895.00	\$ 42,096,591.50
Fire Losses (property and contents)	\$ 108,017.00	\$ 9,351,801
Act of Nature	0	5
Failure of Equipment or Heat Source	0	14
Intentional	0	13
Undetermined After Investigation	7	51
Unintentional	8	38
Residential	3	25
Commercial	0	5
Outside (ex. Car Fire, Brush Fire)	12	91

## PREVENTION SERVICES INSPECTION PROGRAM STATISTICS

Inspections by Type	FY Q1 Total	FY Q2 Total	February '25			FY Q3 Total	FY Q4 Total	Grand Total
			Marana	Pima County	RVFD			
Code Complaint	5	1						6
Commercial Fire Alarm	25	38	3	3		22		85
Commercial Kitchen Suppression	3	3	1	1		4		10
Commercial Sprinkler Final	32	42	9	4	1	28		102
Commercial Sprinkler Intermediate	45	37	6	7		35		117
Deficiency Report		5	1	1		7		12
Fire Department Access	2	1						3
Fire Department Access Re-Inspection		1						1
Fire Final	40	51	13	5		33		124
Fire Final Re-Inspection		1						1
Food Truck	1	2	3			4		7
Gas Detection System	5	3	1			1		9
Gate	1					3		4
General	602	486	129	238	8	652		1740
Occupancy Compliance	6	1	1	1		3		10
Re-Inspection	118	84	16	58	5	126		328
Seasonal Sales		1						1
SFR Sprinkler Final	115	57	18	5	7	61		233
SFR Sprinkler Final Re- Inspection	2					1		3
SFR Sprinkler Intermediate	61	88	19	8	12	78		227
Site Visit	17	6		1		2		25
Subdivision Closeout		1				1		2
Temporary C of O	4	6	1			1		11
Tent		10	1			1		11
Underground	51	38	2	2		24		113
Underground Re- Inspection		1						1
<b>Grand Total</b>	<b>1132</b>	<b>964</b>	<b>224</b>	<b>334</b>	<b>33</b>	<b>1087</b>		<b>3186</b>

Community Assistance Program (CAP)	February	FYTD
Total CAP Responses	66	522
In District	44	339
Out of District	22	183
Call Types		
Accident/Traffic or Pedestrian	0	1
Addiction Resources	0	4
Adult/Vulnerable Adult Abuse	0	3
Assault	0	0
Behavioral Health Resources	3	13
Child Abuse	0	0
Code 900/ General	13	143
Code 900/ Homicide	0	2
Code 900/OME	3	42
Code 900/ Officer Involved Shooting	0	0
Code 900/ Pediatric	1	2
Code 900/ Suicide	1	13
Code Arrest/Family Support	3	15
Community Resource	0	22
Community Resource/Electronic Referral	0	14
Consult	2	3
Crisis Support	1	4
Domestic Violence	0	8
Drowning/Near Drowning	0	0
Elder Resource	1	12
Elder Resource/Electronic Referral	29	165
Family Resource	0	0
Fire/ Apartment	0	2
Fire/Business	0	2
Fire/ Car	0	2
Fire/ House	1	12
Fire/ Mobile Home	0	7
Fire/ Shed	1	1
Follow Up	3	4
Hospital Support/ Critical Illness	0	2
Mass Casualty/Large Scale	0	0
Notification	1	20
Sexual Assault/Rape	1	1
Transport	0	0
Other	2	3
Activity by Agency Request		

GRFD	16	134
MPD	1	12
NWFD	39	297
OVPD	2	24
PCSD	2	34
PCSO	0	1
VS	0	0
Other	5	9
Community Request	1	9
Activity by Jurisdiction		
NWFD	44	339
GRFD	20	169
TFD	0	4
Other	2	10
Contacts	239	2279
Incidents by Unit		
SR 331	18	153
SR 332	29	167
SR 333	19	201
SR 331/332	0	1
SR 331/333	0	0
Response Exceptions		24
Overlapping Incidents	2	11
Delayed Response Incidents	0	6
Concurrent Incidents	0	3
Cancelled En Route	2	5
Cancelled on Scene	0	1
Community Engagement		
Provide support to SAPC following the death of their Pastor		
Present at Marana Police Department Briefings		
Attend Pima County Q1 Crisis Meeting		
Deliver books/blankets/stuffed animals to PCSD Foothills		
Assist in the implementation of the LE room at Beautiful Savior Lutheran Church		
Training		
Lexipol		
Applying Love Languages in Parenting		
Understanding Post Traumatic Growth		