

C. Operational Services Board Report



Northwest Fire District Governing Board

13535 North Marana Main Street
Marana, Arizona

SCHEDULED

FIRE CHIEF'S REPORT

Date: February 25, 2025
To: Governing Board
From: Samantha Beal, Administrative Assistant
Department: Operational Services
Agenda Item Operational Services Board Report

ACTIVITIES:

Deputy Chief, Brian Keeley, Preparedness

Prevention Services – Division Chief Collin Wyckoff

The following is a report on activities in the Prevention Division:

Activity:

- The Prevention Division reviewed 94 plan submittals (In-District - 76, Rincon Valley Fire District (RVFD) – 18) and billed **\$248,464** in permitting fees fiscal year-to-date
- NWFD Inspectors conducted 492 occupancy inspections and mitigated 156 Fire Code Violations
- NWFD responded and investigated 19 fires, saving **\$869,863** in property value, with two (2) civilian casualties
- Completed the annual life safety inspection for Station 330 and Warehouse

Training

- Members completed the Northwest Fire District flashover simulation training
- Attended the BlueCard instructor 2025 update video conference
- Members attended the District's Medical Director's Live Continuing Education (CE)

Outside Agency Engagement

- Staff attended all Town of Marana development services pre-application meetings with potential area developers
- Attended two Gladden Farms Homeowner's Association (HOA) meetings related to street parking and fielded community member questions
- Attended a process improvement meeting with the Town of Marana to update their development processes
- Members attended the Southern Arizona Fire Investigators meeting with area law enforcement and Golder Ranch Fire District (GRFD)
- Members attended the Southern Arizona Fire Marshals meeting at Golder Ranch Fire District
- Attended the First Due agency alignment meeting with Tucson Fire Department (TFD), GRFD, and First Due area representative

Training – Division Chief Ian Cassidy

The following is a report on activities in the Training Division in the month of January 2025:

Jeff Piechura NWFD Training Center – Hours of Utilization

- Total Hours of Utilization: 384.0
- Formal Training Class Hours: 239.0
- Community Partners & Outside Contracted Hours: 92.0
- Drop-in Training Hours: 54.0
- Other Internal Use: 13.0

Training Request Tickets Received/Completed (Help Desk)

- Number of tickets received this month: N/A
- Number of tickets completed: N/A
- Total tickets received year-to-date (YTD): N/A

*Ticketing system is currently down; numbers will be updated when new service is established.

Formal Training Completed/In-Progress (Mandatory)

- Academy 24-01 – 17 weeks completed, seven (7) remain
 - 21 Recruits remain
- Live Paramedic CE with Medical Director, Dr. Rice

Drop-In Training Completed

- Cone Course: 14 Hours
- Tower: 19 Hours
- Tender Shuttle: 14 Hours
- Ventilation Prop: 8 Hours

Training Opportunity Requests Issued (Optional)

- Driver-Operator Program - May 2025

Training Memos Written/Released

- Future Testing Opportunities
- Training Captain Internal Assignment Request (IAR)
- Quarter One (1) Training Company Readiness Drill (CRD)/Emergency Medical Services (EMS)

Professional Development Completed/In-Progress

- Intro to Fire Investigation Course

Percentage of Annual Training Credential Completion

- Credential Completions YTD
 - Fire Fit-Physical Fitness: 7%
 - Special Operations Annual Refresher: 15%
 - Occupational Safety and Health Administration (OSHA) Compliance: 8%
 - Insurance Services Office (ISO) Facilities: 1%
 - ISO Company Training: 6%
 - ISO Hazmat: 15%

- ISO Driver/Operator: 13%
- ISO Fire Officer: 12%

Training Development & Updates

Captain Owen (Suppression)

- Continued Academy 24-01 which began on 10/1/24. Recruits are finishing their 17th week of the Academy.
- Began development of the Quarter One (Q1) CRD for delivery February
- Responded to multiple training requests and approved fire training to ensure 100% compliance with FireRescue1 (FR1) training data for year-end completion

Captain Simmons (EMS):

- Assisted with Academy 24-01
- Assigned first quarter EMS CE package
- Began notifications and approvals for multiple members with expiring National Registry of Emergency Medical Technicians (NREMT) certifications
- Worked on Q1 CRD/EMS package
- Received a Special Assignment Ribbon and Firefighter Commendation Ribbon

Captain Medlen (Special Operations):

- Assisted with Academy 24-01
- Assisted with Q1 CRD/EMS development
- Began preparations for Academy 24-01 special operations training
- Continued work on an elevator rescue course
- Received a Special Assignment Ribbon and Firefighter Commendation Ribbon

Paramedic Pierpont (EMS):

- Assisted with Academy 24-01
- Completed work on EMS training supply room inventory and organization
- Continued maintenance on all training mannequins, ensuring all are functional and made repairs to bring each to serviceable levels
- Continued writing intra-departmental procedure on EMS mannequin maintenance

Engineer Emans (Suppression/Driver Training):

- Assisted with Academy 24-01
- Began preparations for the May 2025 Driver-Operator Program
- Began preparations for an Engineer process and subsequent Engineer Academy
- Completed an inventory of all tools, appliances and training equipment needed for upcoming programs

Administrative Assistant II Ortiz (Support):

- Responded to training ticket requests which required scheduling of training rooms
- Continued writing intra-departmental procedures for the Administrative Assistant of Training's position.
- Implemented the new intra-departmental procedure for digital training files

Division Chief Cassidy (Support):

- Assisted with Academy 24-01
- Continued work on a re-write of the Battalion Chief Certification Program, to be delivered in 2025

- Assisted in multiple tasks related to Academy 24-01
- Responded to multiple training tickets
- Attended multiple meetings in support of NWFD operations
- Assisted in the facilitation of curb painting at the Training Center
- Wrote multiple memos regarding training topics and upcoming events
- Completed work on the Annual Report
- Completed work on the Training Division's Program Appraisal
- Began work on the Training Division's budget for fiscal year 2025-2026
- Implemented a new procedure for digital records in the Division
- Continued work on Strategic Plan objective 4B

Internal Meetings Attended/Hosted

- EMS QA/QI Compliance Meetings (bi-weekly): Training
- Training Staff meetings (bi-weekly): Training
- Operations Meeting: Training
- Equipment Work Group Meeting: Training
- Leadership Committee Meeting: Admin
- Awards Work Group Meeting: Admin
- Fleet pump testing: Training
- Fire Investigation Meeting: Training
- First Due Pre-Plan Meeting: Training
- Uniform Work Group Meeting: Training
- Paramedic Test Review: Training

External Meetings/Training Hosted

- Countryside Village HOA Meeting: Station 338
- US Border Patrol Emergency Medical Technician (EMT) Refresher: Training
- Rotary Club of Marana Meeting: Training

Medical Services – Division Chief Shawn Twilling

- NWFD performed 639 transports for the month of January, consisting of 459 Advanced Life Support (ALS) transports and 180 Basic Life Support (BLS) transports, 283 transfers of care to other providers, and 379 patient refusals, with 100% of QA/QI of 1361 reports (including misc. reports, i.e. dead-on scene)
- Attended weekly communications meetings with Tucson Fire Department (TFD) and Public Safety Communications Department (PSCD)
- Participated in the monthly map roll process with Geographic Information System (GIS) and PSCD
- Met with Marana Police Department and NWFD Operations Division Chief Resnick to discuss changes to law enforcement assistance related to restraining patients
- Attended the bi-monthly EMS Continuous Quality Improvement (CQI) meeting
- Attended the bi-monthly EMS and Training meeting
- Attended the bi-monthly EMS and Operations meeting
- Attended the Protocol Development and Review Committee meeting
- Attended the monthly Digitech status meeting
- Attended meeting with Southern Arizona Fire and Emergency Response Consortium (SAFERC) and PSCD on Request for Proposal (RFP) discussion for a new Computer Aided Dispatch (CAD) vendor
- Attended the Southeastern Arizona EMS (SAEMS) Base Hospitals Managers meeting

- Attended the SAEMS Council meeting
- Attended crew recognition at Station 332. Banner Main Hospital staff recognized the crews for their door to balloon response for a stroke patient.
- Attended Pima County EMS (PEMS) meeting
- Attended an Operative IQ planning meeting for roll out in March
- Monthly controlled substance audit
- Attended EMS and Fire data meeting for District response
- Attended quarterly Regional Operations Committee (ROC) meeting with TFD and GRFD at Station 380
- Attended crew recognition at Station 339 for EN339 and PM337. Banner Main Hospital staff recognized the crews for their door to balloon from response for a stroke patient.
- Assisted with multiple user access for CompX (electronic access to apparatus drug boxes) and UCAPIT machines
- Assisted with various records release requests
- Held 2025 Administrative Guideline Review Live CE with Medical Director, Dr. Rice
- Attended the Pima County Fire Chiefs Association Professional Development Seminar
- Attended external CE for EMS CE Session - "Human Trafficking; It's Not What You Think It Is"
- Attended January Operations meeting

Division Chief of Response – Dave Resnick

Operational Trainings and Meetings

- Attended Pima Regional Training/Exercise Committee meeting
- Attended UKG-Telestaff teleconference
- Attended NWFD/Marana Police Department meeting
- Attended monthly Operations meeting
- Attended NWFD Division meeting
- Attended Equipment Work Group meeting
- Attended Pima County Fire Chief Association Leadership Conference
- Continued updating information in Telestaff

Special Operations

- 1/6/25 – 1/10/25 - SQ338/PM338 Regional Hazmat exercise at Sweetwater Treatment Plant. It was a full-scale hazmat exercise with regional partners involving a chlorine leak with an emphasis on mayday in level A suits and decontamination. There was a full command structure with dispatch involvement.
- 1/15/25 – 1/17/25 – Engine (EN)/Paramedic (PM) Regional Technical Rescue Team exercise on helicopter operations with Sheriff 1 at Old Tucson Studios. The exercise conducted a review of capabilities and extraction techniques on hiker calls utilizing the helicopter and Pima County Sheriff Office (PCSO)/Department of Public Safety (DPS).

Ceremonial Unit - Captain Matt Storms, Ceremonial Unit Leader

Pipes and Drums attended the following events and conducted regular practice. The Honor Guard unit had no service requests for this month.

- 1/12/25 - AZ State Fallen Firefighter Memorial

- 1/25 - Tucson Fire Department Fallen Firefighter Memorial
- 1/29 – Line of Duty Death (LODD) service for Phoenix Fire Department (PFD) Captain Anthony Mock

Wildland – Engineer Scott Peru, Wildland Coordinator

- Wildland Personnel sent to Eaton Fire in California

Community Assistance Program (CAP)

- In-District Responses – 40
- Out of District Responses – 25
- Total Monthly Responses - 65

Total CAP Responses Year-to-Date – 456

CAP Training and Events

- EMS Training
- Lexipol

Health And Safety – Division Chief Robert Corbell

- Attended the Firefighter Collaborative Research Project Liaison Updates presentation
- Attended NWFD, GRFD, TFD Safety Division meeting to discuss current safety trend issues, decontamination, & scene rehab issues
- Attended First Responder Wellness Day planning meeting with Tucson Police Department (TPD), TFD, GRFD, Dispatch, Rio Rico Fire, & PCSO
- Attended the Fire Department Safety Officer Association (FDSOA) Safety Officer Annual Conference
- Completed the Incident Safety Officer Pro Board Certification Class
- Participated in the Quarterly Reproductive Health Work Group which is a national work group working on a national firefighter reproductive issues study
- Attended Greater Tucson Firefighter Foundation Mental Health Roundtable and presented on the Craig Tiger Act
- Attended bi-monthly Safety Officer meeting
- Attended Bi-monthly Peer Support Team Coordinator meeting

Safety Officers Report – Cpt. D. Braswell, Cpt. R. Fult, Cpt. A. Carter

- Sent Personal Protective Equipment (PPE) notifications to Firefighters for their semi-annual and annual cleanings
- Served as Safety Officer at flashover drill at Training
- Assisted Community Relations & Public Education Division for message about Firefighter Cancer Awareness Month
- Attended Health and Safety Division meeting
- Conducted annual safety inspection for Station 330 and Warehouse
- Attended FDSOA Conference and completed Health Safety Officer Pro Board Certification Class
- Continued development of hearing conservation survey

Peer Support Team – Firefighter Damien Vrbancic – Peer Support Team Coordinator

- Attended bi-monthly Peer Support Team Coordinator meeting

- There were seven peer-to-peer encounters for January

Peer Fitness Team – Cpt. J. Lebrun

- Completed 21 hours of work hardening – One (1) suppression member returned to full duty
- Completed 84 hours of in-station fitness contact hours
- Completed 1,134 Recruit Academy fitness hours
- Attended FDSOA Conference

GOALS:

To save lives, protect property, and care for our community.

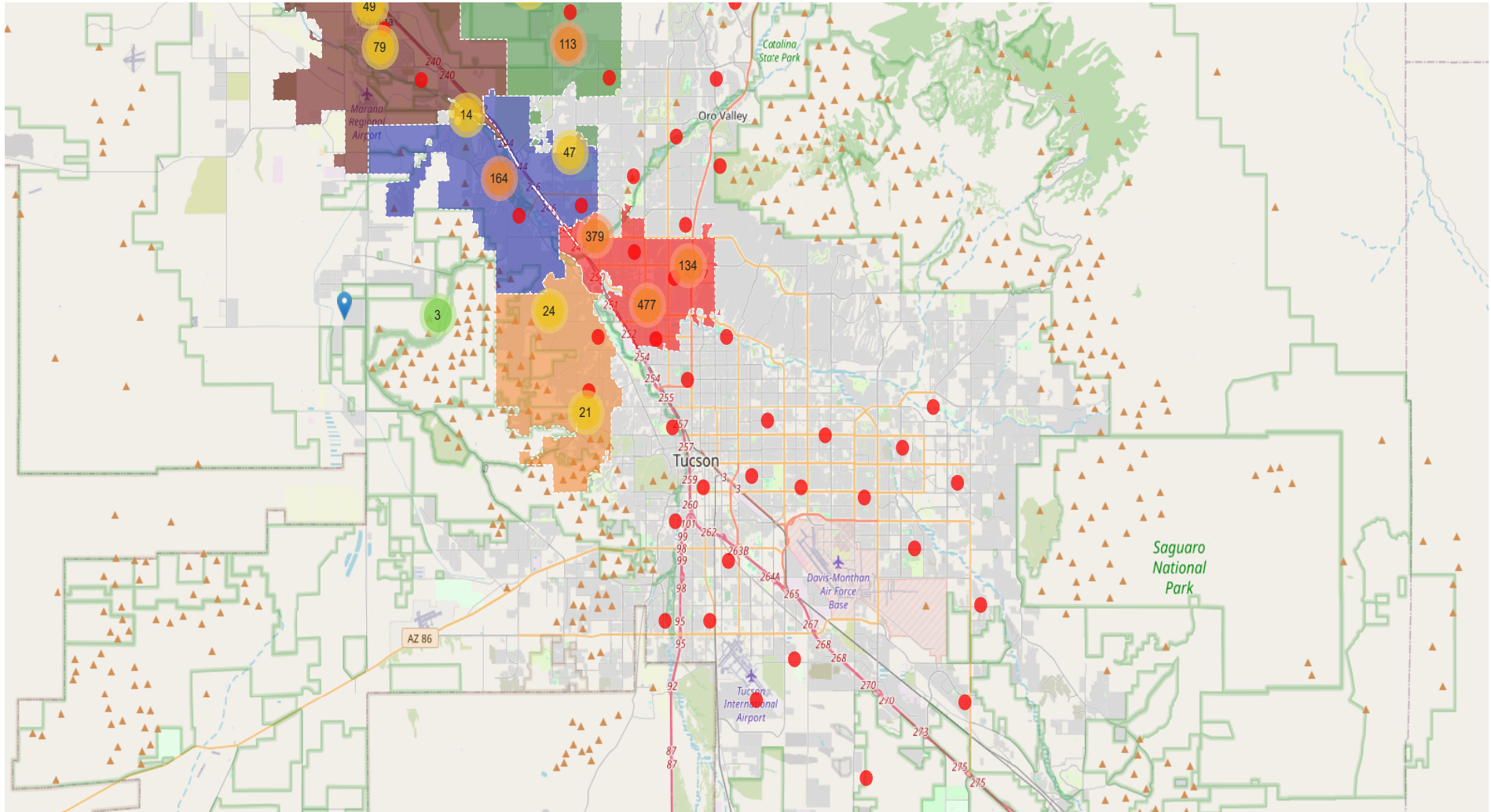
Attachments

Operations Statistics
Prevention Statistics
January 2025 CAP Statistics



Scene Locations of Fire Incidents

N = 1,549 Jan 01, 2025 12:00 AM to Jan 31, 2025 11:59 PM



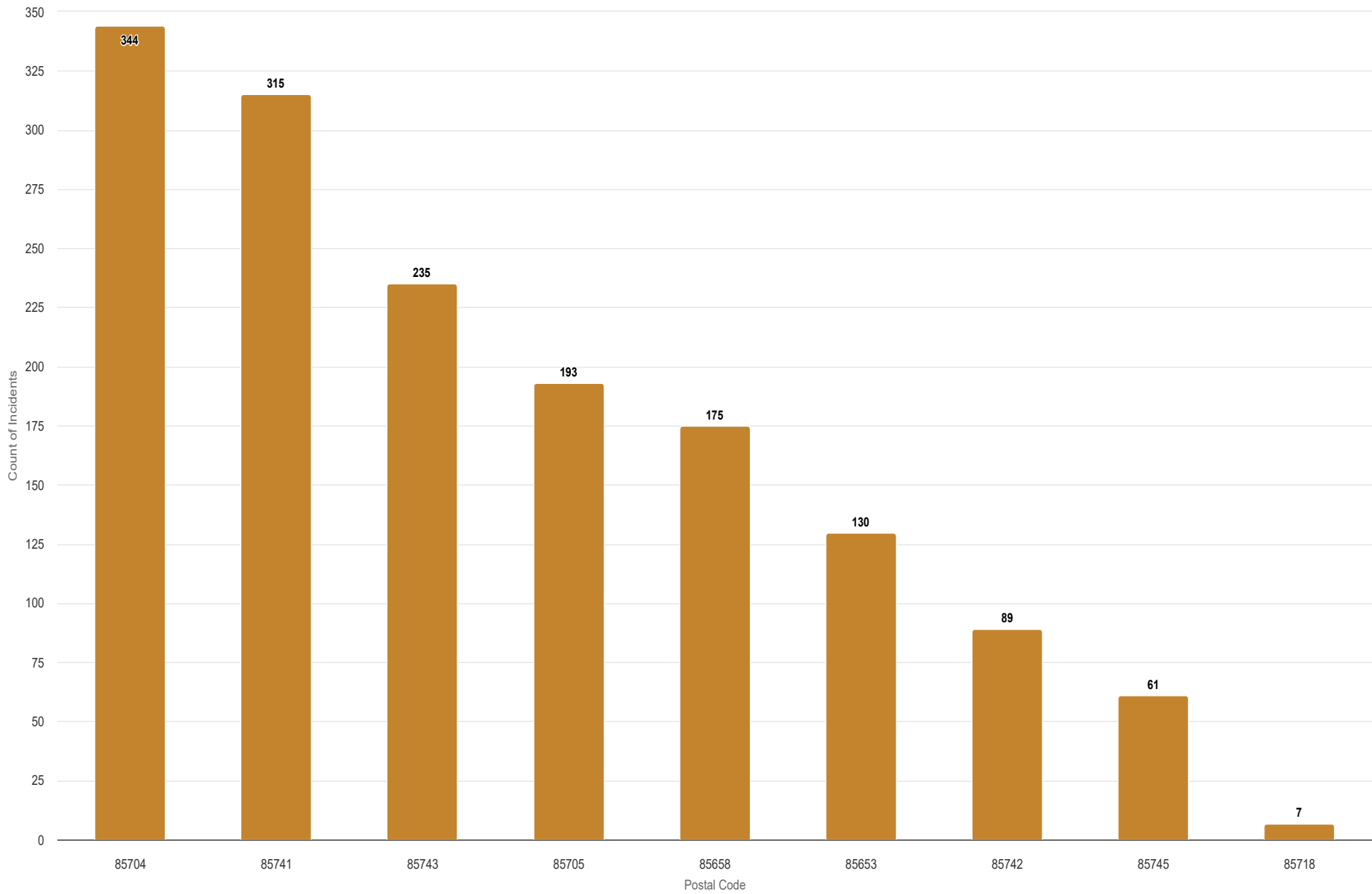
Map Layers:

- Fire Station Locations
- Planning Zone-Central Sta. 34 & 38
- Planning Zone-Northeast Sta. 37 & 39
- Planning Zone-Northwest Sta. 36 & 41

- Planning Zone-Core Sta. 30, 31 & 33
- Planning Zone-South Sta. 32 & 35

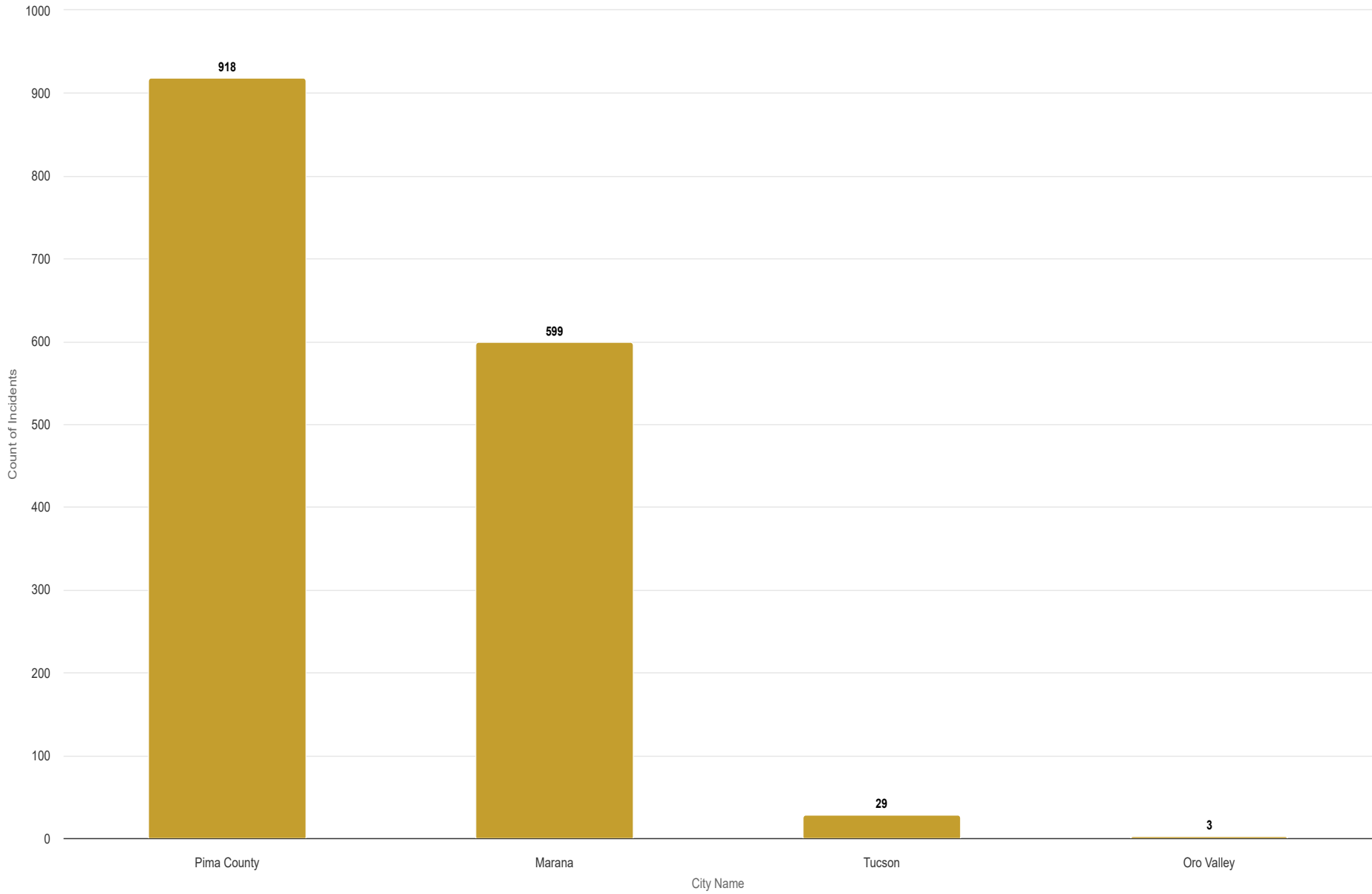
Incidents by Postal Code

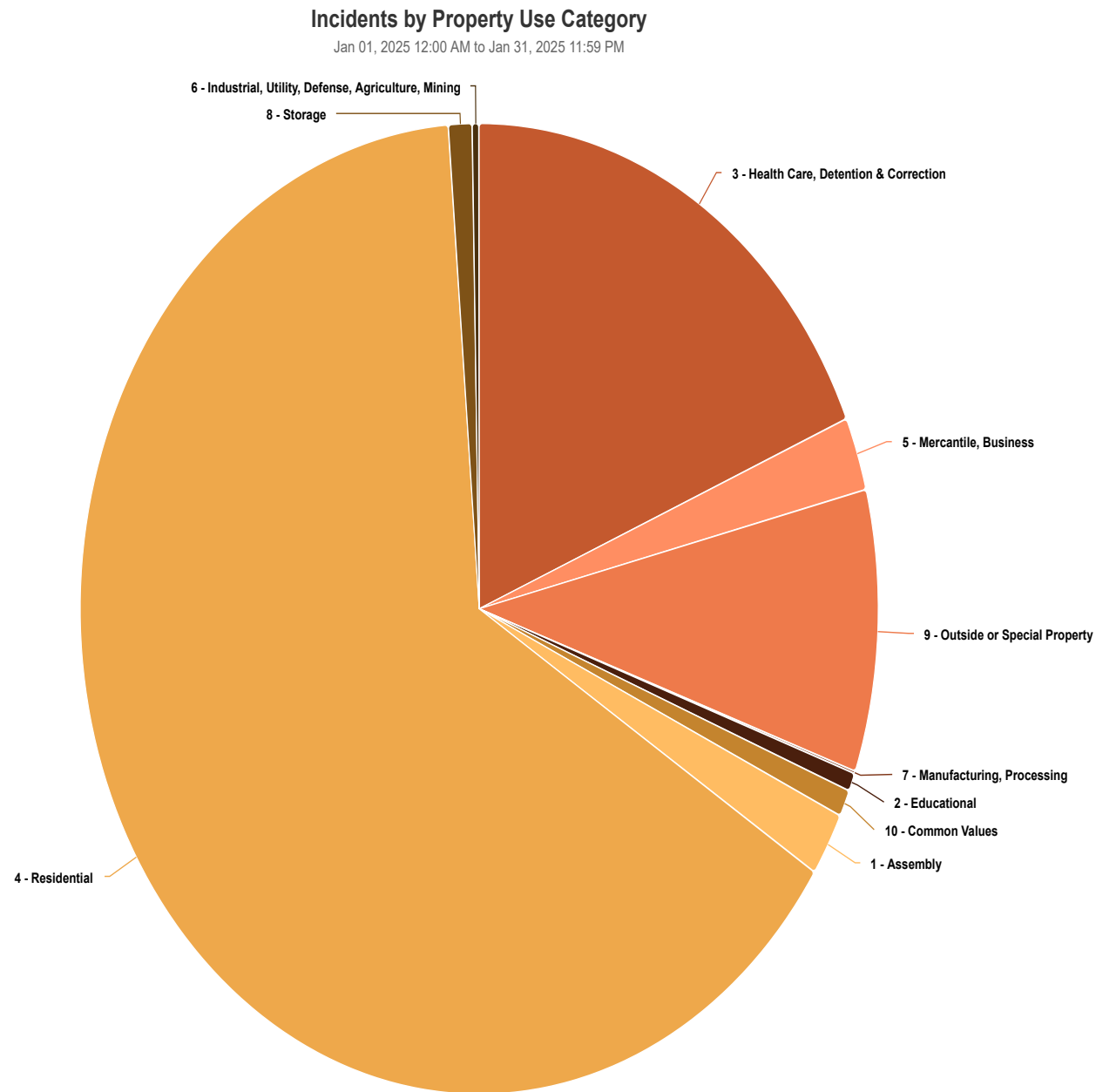
Jan 01, 2025 12:00 AM to Jan 31, 2025 11:59 PM



Incidents by City Name (Top 15)

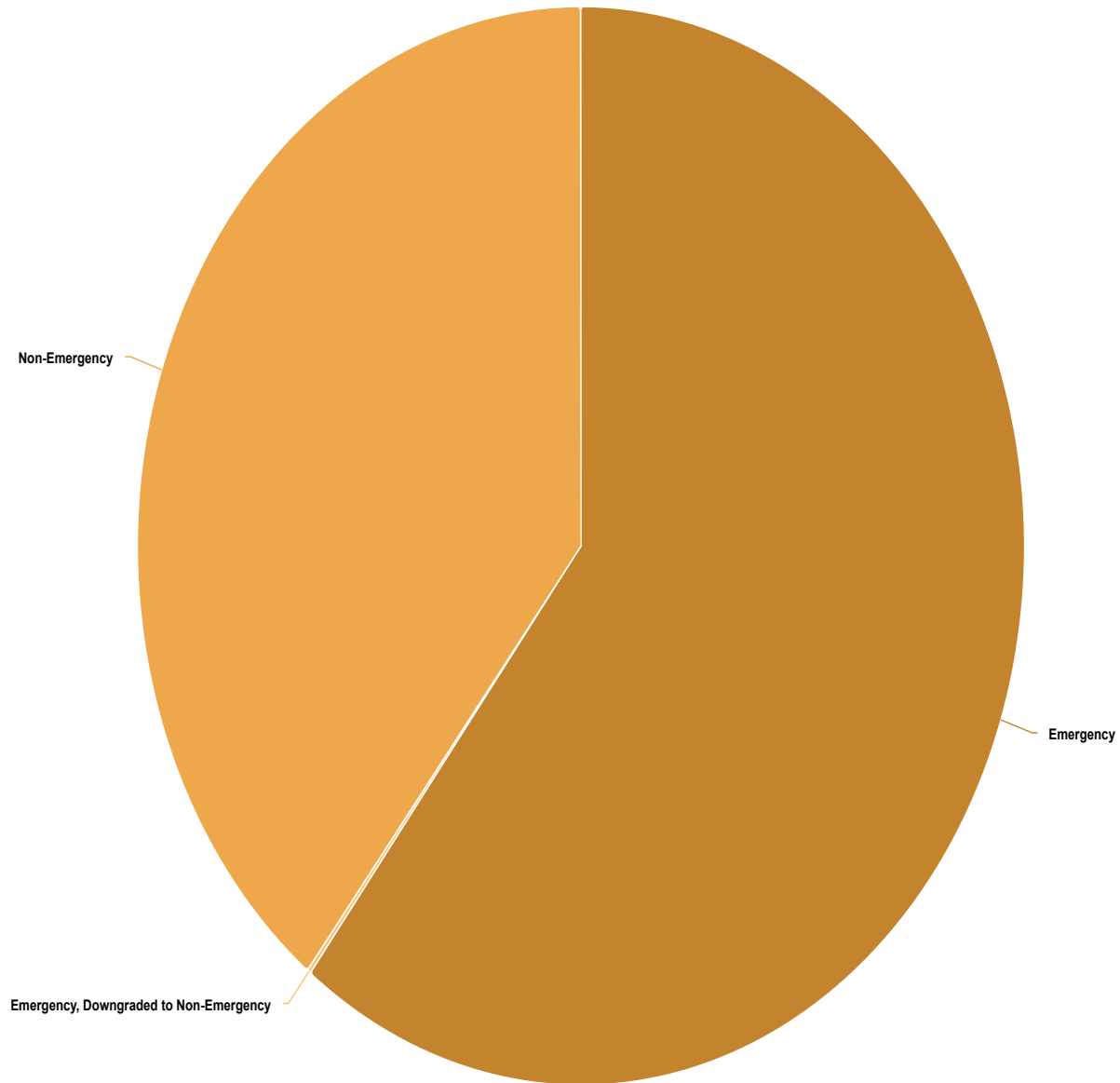
Jan 01, 2025 12:00 AM to Jan 31, 2025 11:59 PM

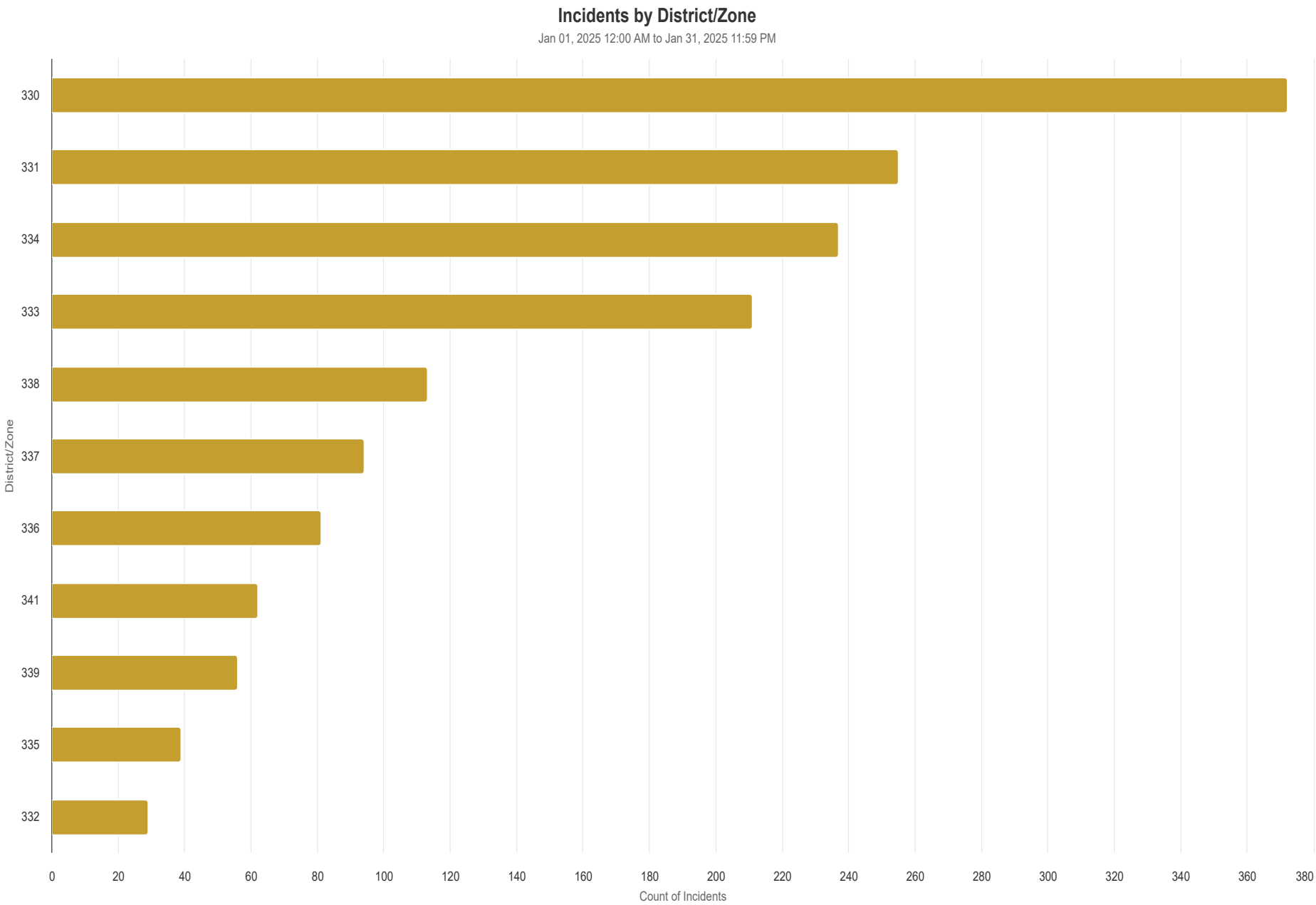




Incidents by Response Mode To Scene

Jan 01, 2025 12:00 AM to Jan 31, 2025 11:59 PM





Incidents by District/Zone

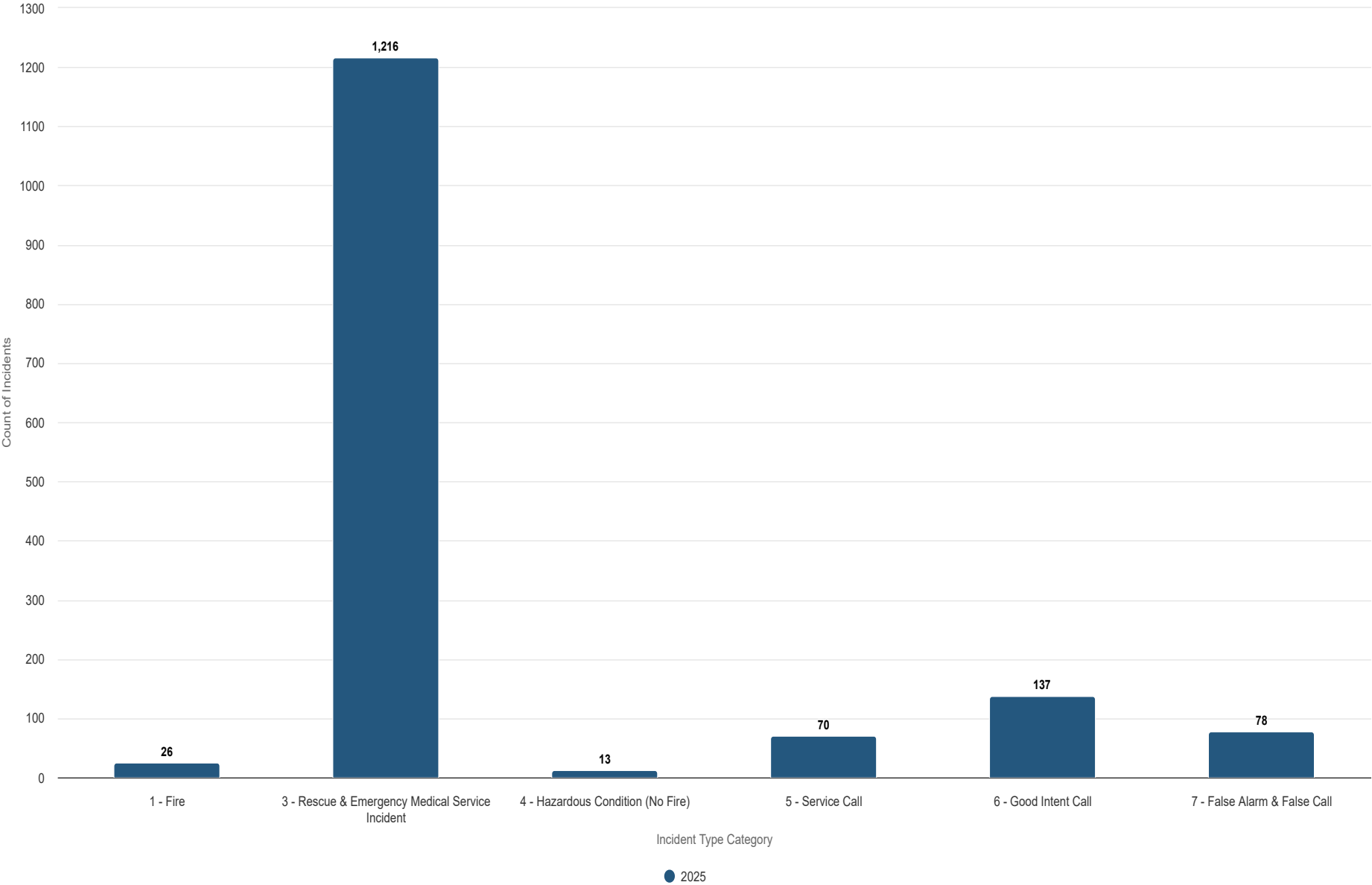


Jan 01, 2024 12:00 AM to Feb 05, 2025 12:43 PM

District/Zone	2025		2025		2024		YTD % Change
	Jan	Feb	Grand Total - Current	% of Total Incidents - Current	Grand Total - Previous	% of Total Incidents - Previous	
330	372	59	431	25.00%	412	24.00%	4.61%
331	255	26	281	16.00%	289	17.00%	-2.77%
332	29	2	31	2.00%	34	2.00%	-8.82%
333	211	38	249	14.00%	264	15.00%	-5.68%
334	237	27	264	15.00%	236	14.00%	11.86%
335	39	5	44	3.00%	67	4.00%	-34.33%
336	81	5	86	5.00%	65	4.00%	32.31%
337	94	6	100	6.00%	102	6.00%	-1.96%
338	113	14	127	7.00%	132	8.00%	-3.79%
339	56	10	66	4.00%	58	3.00%	13.79%
341	62	8	70	4.00%	52	3.00%	34.62%
Grand Total	1,549	200	1,749	100.00%	1,711	100.00%	2.22%

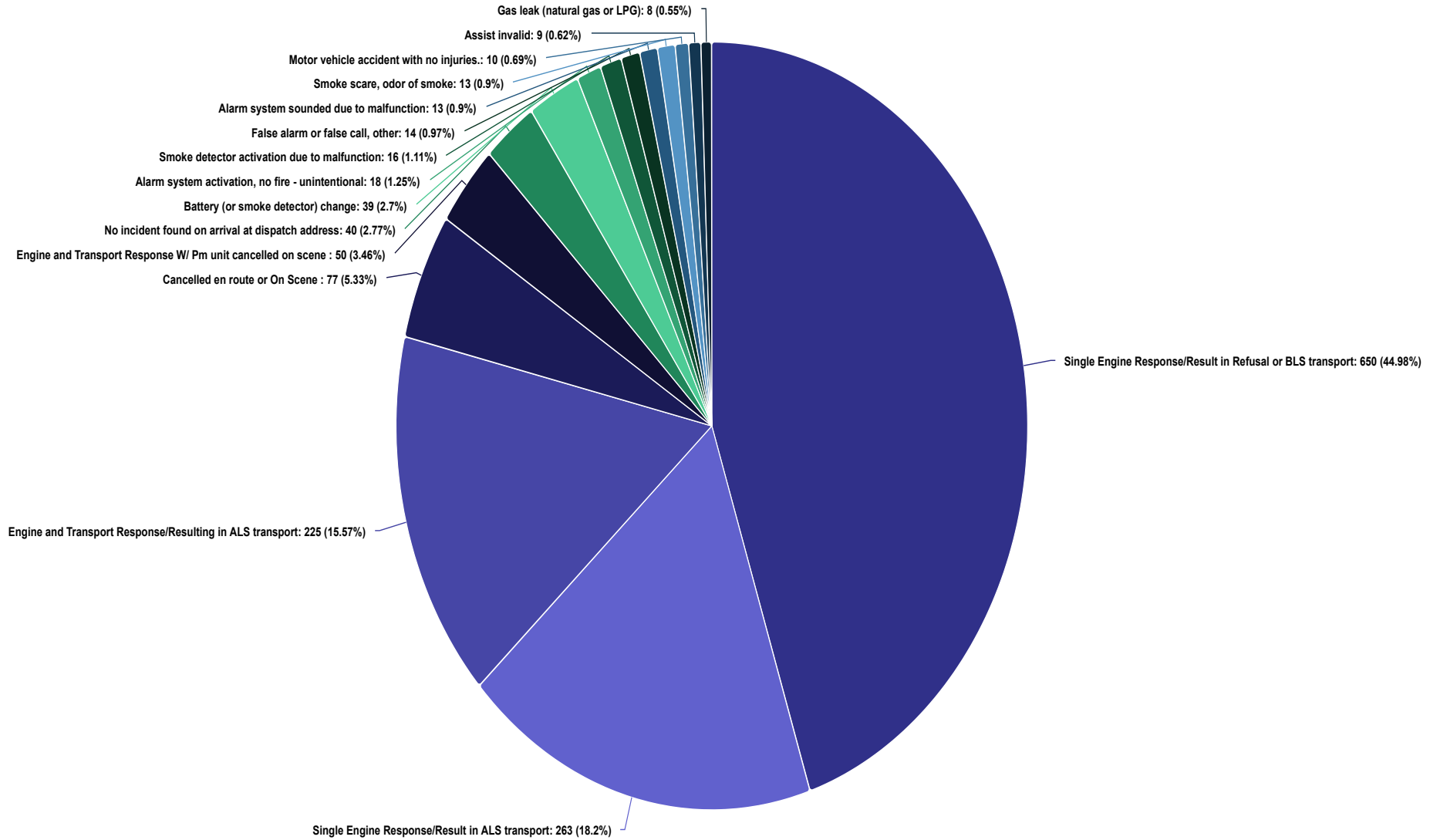
Incidents by Category and Year

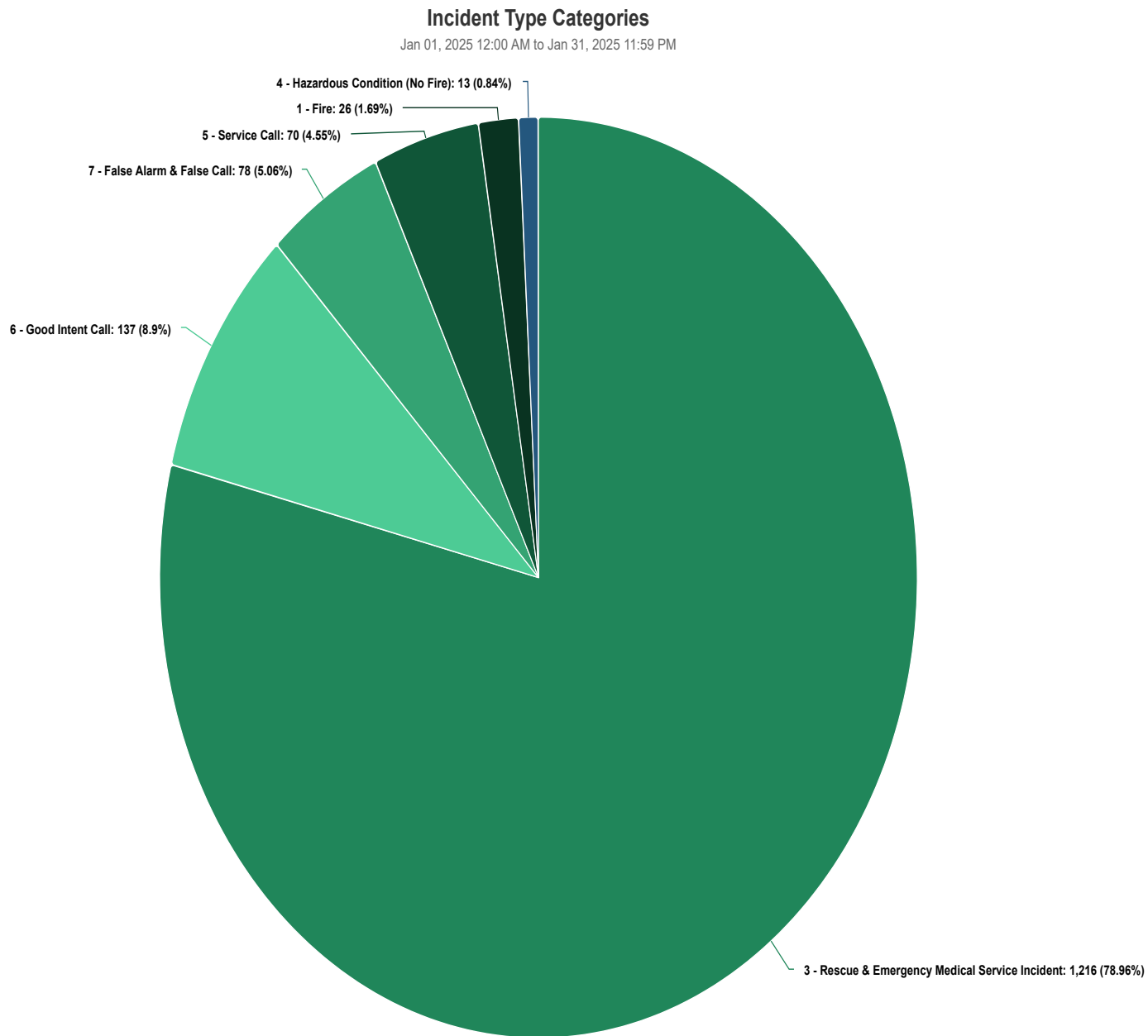
Jan 01, 2025 12:00 AM to Jan 31, 2025 11:59 PM



Incident Types (Top 15)

Jan 01, 2025 12:00 AM to Jan 31, 2025 11:59 PM





Incidents by Category and Month

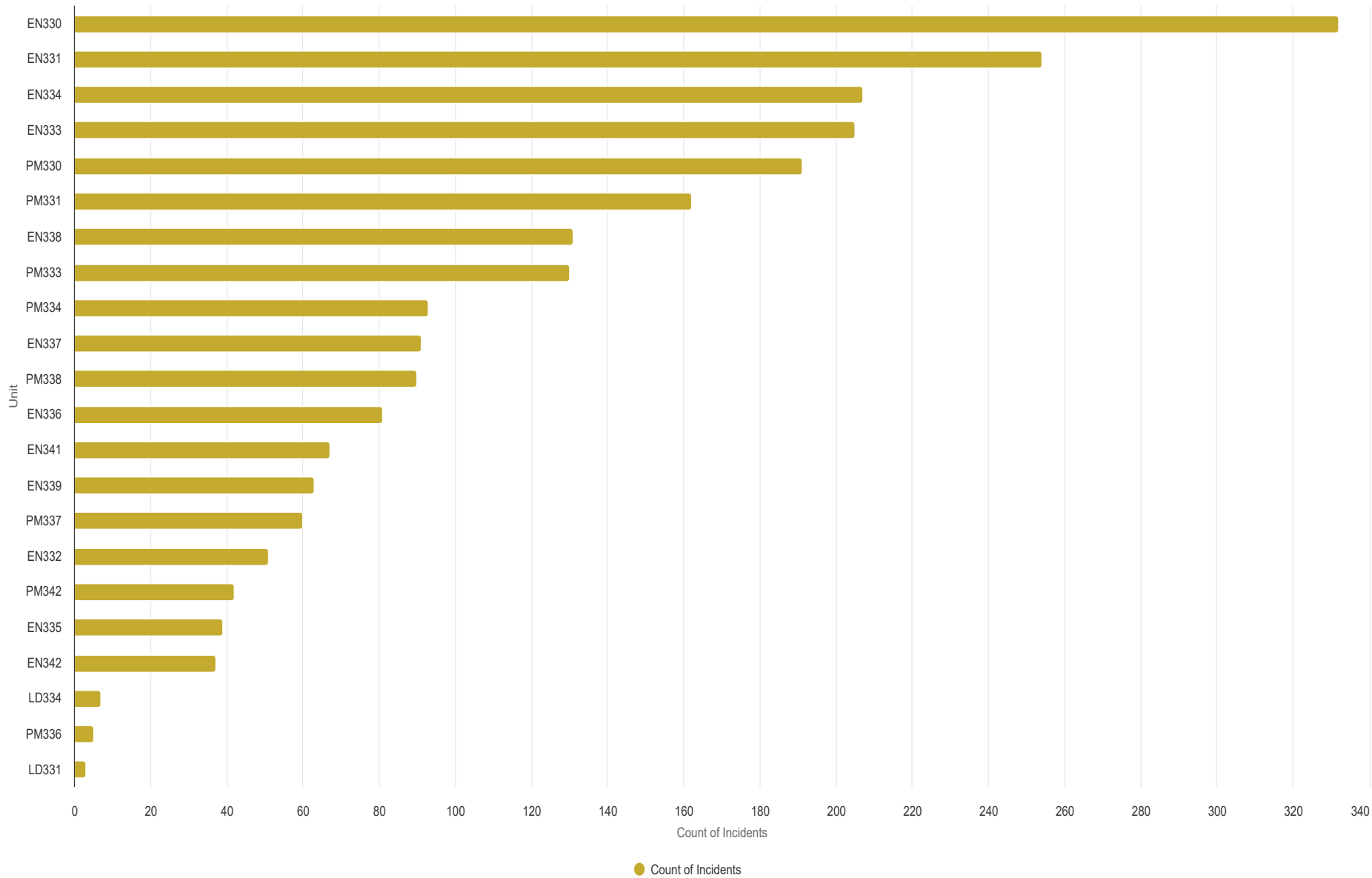
Jan 01, 2024 12:00 AM to Feb 05, 2025 12:43 PM



Incident Type Category	2025		2025		2024		YTD % Change
	Jan	Feb	Grand Total - Current	% of Total Incidents - Current	Grand Total - Previous	% of Total Incidents - Previous	
1 - Fire	26	3	29	2.00%	26	2.00%	11.54%
2 - Overpressure Rupture, Explosion, Overheat (No Fire)	0	1	1	0.00%	1	0.00%	0.00%
3 - Rescue & Emergency Medical Service Incident	1,216	163	1,379	80.00%	1,312	77.00%	5.11%
4 - Hazardous Condition (No Fire)	13	2	15	1.00%	16	1.00%	-6.25%
5 - Service Call	70	3	73	4.00%	113	7.00%	-35.40%
6 - Good Intent Call	137	16	153	9.00%	193	11.00%	-20.73%
7 - False Alarm & False Call	78	5	83	5.00%	50	3.00%	66.00%
Grand Total	1,540	193	1,733	100.00%	1,711	100.00%	1.29%

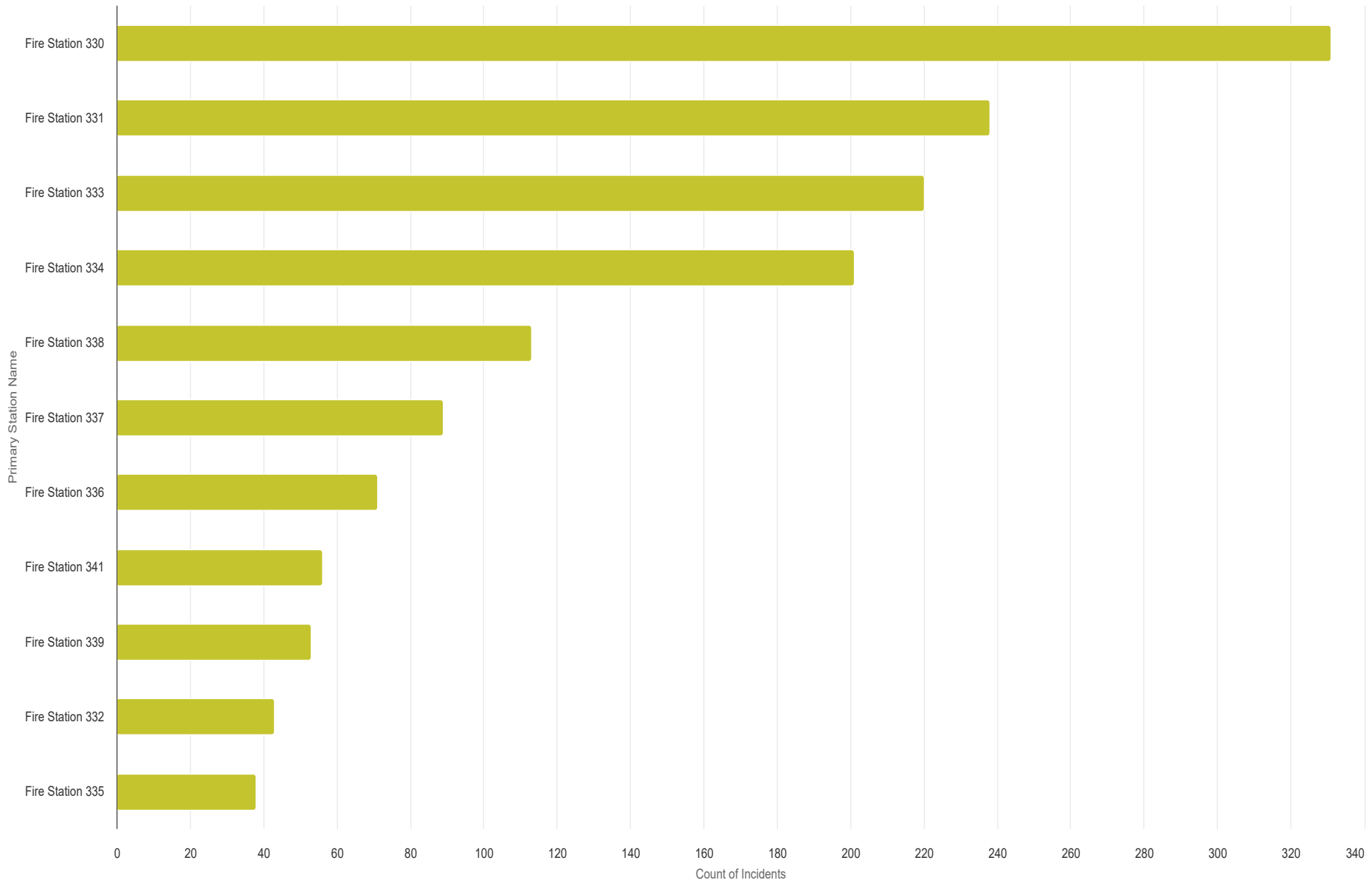
Incidents by Apparatus Resource ID (Top 40)

Jan 01, 2025 12:00 AM to Jan 31, 2025 11:59 PM



Incidents by Primary Station Name

Jan 01, 2025 12:00 AM to Jan 31, 2025 11:59 PM

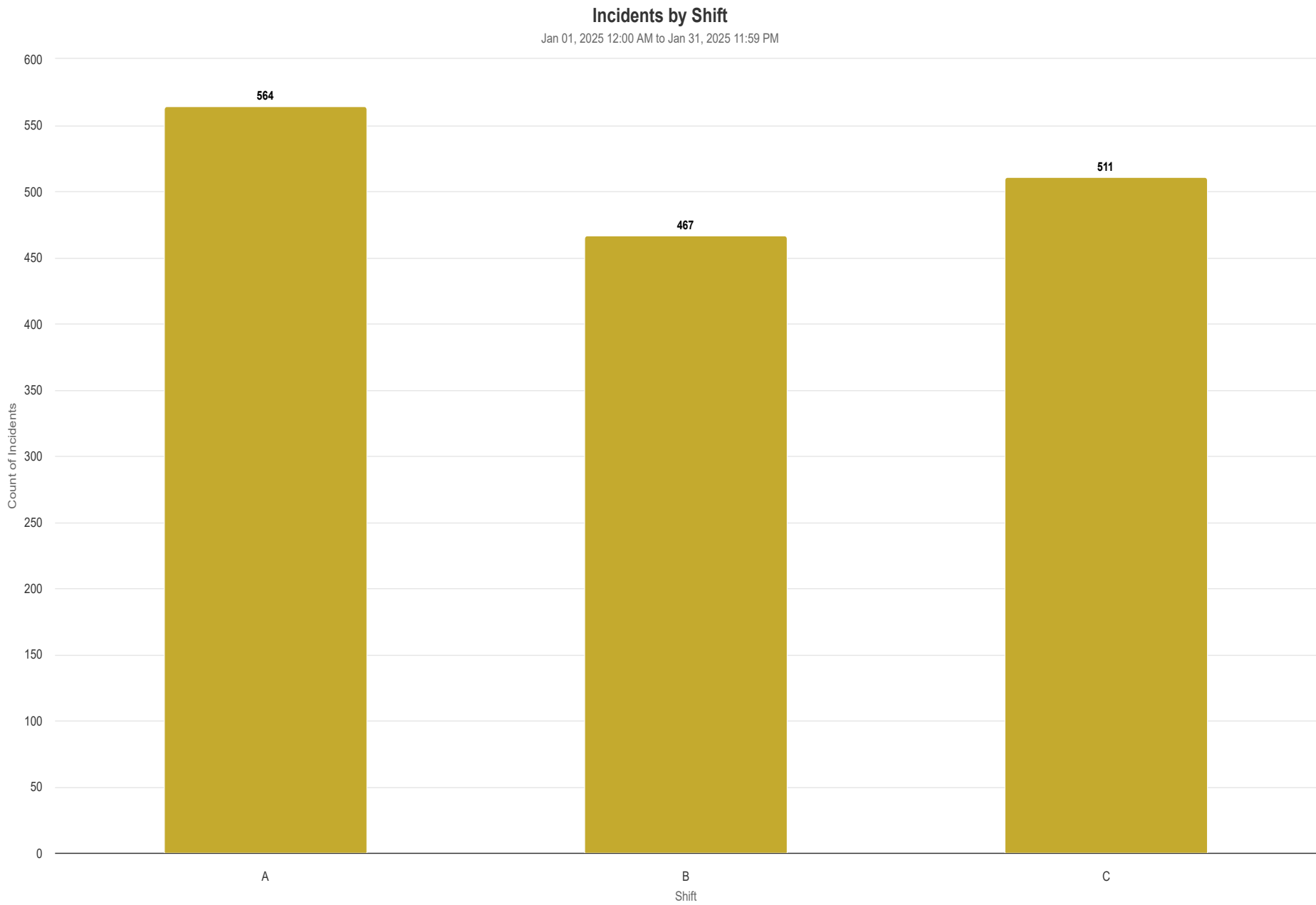


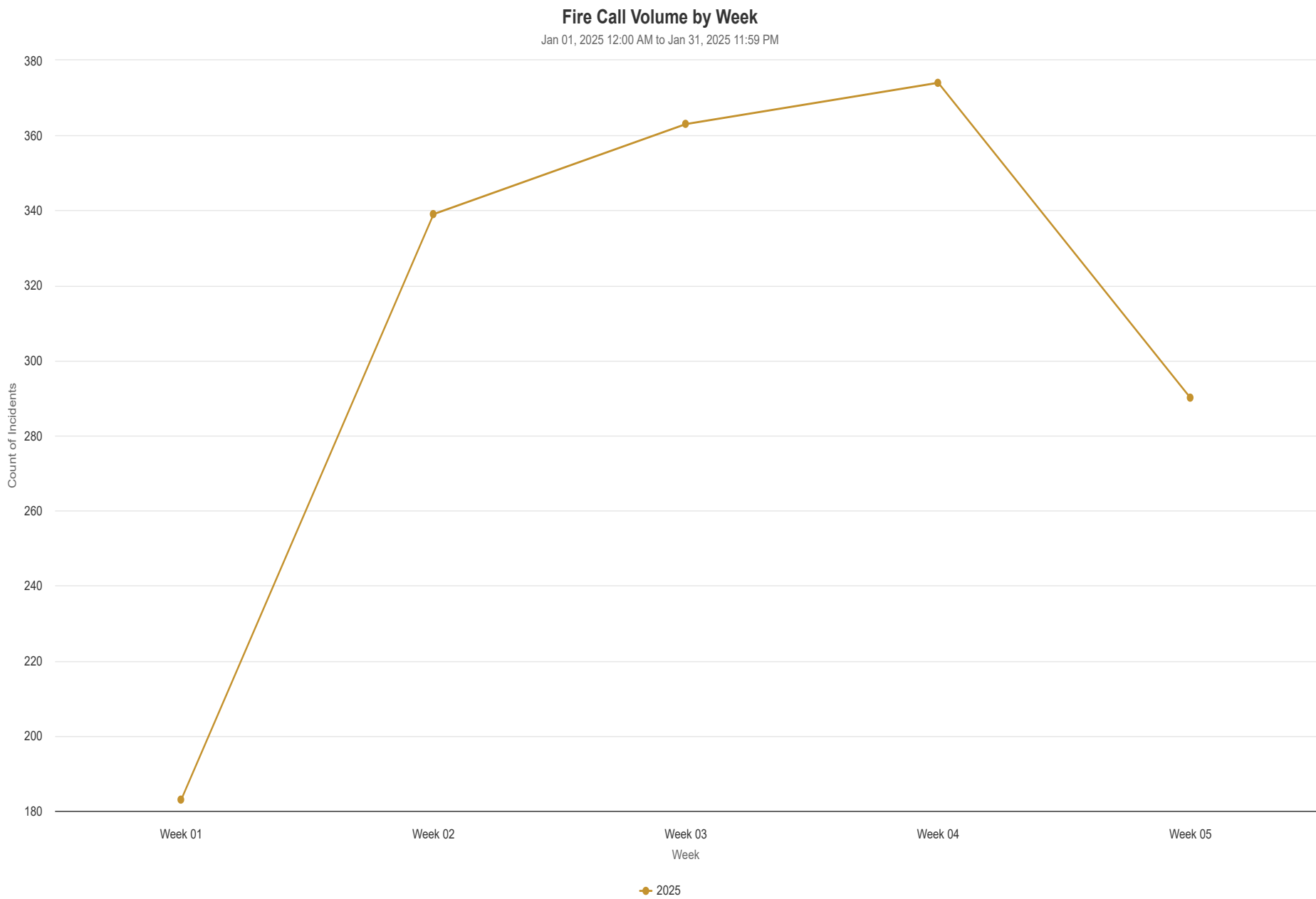
Station Summary Report

Jan 01, 2025 12:00 AM to Jan 31, 2025 11:59 PM



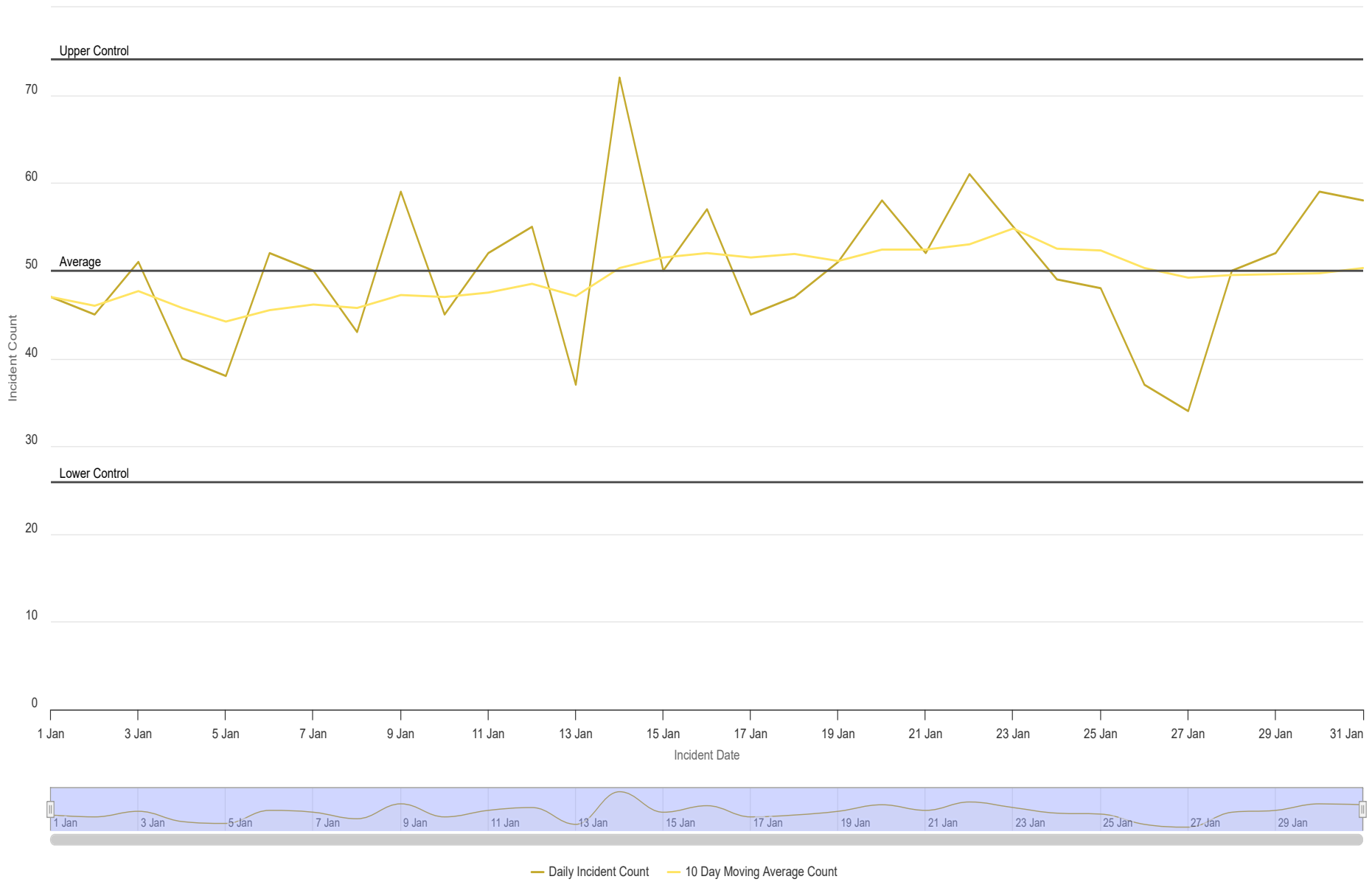
Station	EMS Incidents	Fire Incidents	Other Incidents	Total Incidents	% of Total Incidents	Station Reliability	90th Percentile Response Time (PSAP to Arrival)
Fire Station 330	512	7	27	546	24.51%	57.33%	00:08:20
Fire Station 331	326	17	39	382	17.15%	60.73%	00:09:23
Fire Station 332	58	2	7	67	3.01%	64.18%	00:14:05
Fire Station 333	308	7	34	349	15.66%	53.58%	00:09:36
Fire Station 334	233	1	58	292	13.11%	65.07%	00:11:21
Fire Station 335	51	0	8	59	2.65%	64.41%	00:14:27
Fire Station 336	55	3	24	82	3.68%	85.37%	00:10:55
Fire Station 337	110	1	21	132	5.92%	66.67%	00:10:20
Fire Station 338	160	1	21	182	8.17%	56.04%	00:11:16
Fire Station 339	54	0	20	74	3.32%	71.62%	00:10:30
Fire Station 341	45	1	17	63	2.83%	88.89%	00:12:20
Overall	1,912	40	276	2,228	100.00%	61.58%	00:10:01





Fire Call Volume by Day

Jan 01, 2025 12:00 AM to Jan 31, 2025 11:59 PM



Aid Given and Received Summary



Jan 01, 2025 12:00 AM to Jan 31, 2025 11:59 PM

Fire Department	Automatic Aid Given	% of Total Automatic Aid Given	Automatic Aid Received	% of Total Automatic Aid Received	Mutual Aid Given	% of Total Mutual Aid Given	Mutual Aid Received	% of Total Mutual Aid Received
Avra Valley Fire District	0	0.00%	0	0.00%	0	0.00%	51	98.08%
Golder Ranch Fire District	7	77.78%	52	63.41%	0	0.00%	0	0.00%
Northwest Fire District	0	0.00%	1	1.22%	0	0.00%	0	0.00%
Picture Rocks Fire District	0	0.00%	0	0.00%	0	0.00%	1	1.92%
Tucson Fire Department	2	22.22%	29	35.37%	0	0.00%	0	0.00%
Overall	9	100.00%	82	100.00%	0	0.00%	52	100.00%

Mutual Aid Given by Incident Type Category



Jan 01, 2024 12:00 AM to Feb 05, 2025 12:43 PM

Incident Type Category	2025		2025		2024		YTD % Change
	Jan	Feb	Grand Total - Current	% of Total Incidents - Current	Grand Total - Previous	% of Total Incidents - Previous	
3 - Rescue & Emergency Medical Service Incident	0	0	0	N/A	3	100.00%	-100.00%
Grand Total	0	0	0	100.00%	3	100.00%	-100.00%

Automatic Aid Given by Incident Type Category



Jan 01, 2024 12:00 AM to Feb 05, 2025 12:43 PM

Incident Type Category	2025		2025		2024		YTD % Change
	Jan	Feb	Grand Total - Current	% of Total Incidents - Current	Grand Total - Previous	% of Total Incidents - Previous	
1 - Fire	1	0	1	25.00%	0	0.00%	N/A
3 - Rescue & Emergency Medical Service Incident	2	0	2	50.00%	4	80.00%	-50.00%
6 - Good Intent Call	1	0	1	25.00%	1	20.00%	0.00%
Grand Total	4	0	4	100.00%	5	100.00%	-20.00%

Mutual Aid Received by Incident Type Category



Jan 01, 2024 12:00 AM to Feb 05, 2025 12:43 PM

Incident Type Category	2025		2025		2024		YTD % Change
	Jan	Feb	Grand Total - Current	% of Total Incidents - Current	Grand Total - Previous	% of Total Incidents - Previous	
3 - Rescue & Emergency Medical Service Incident	48	3	51	100.00%	11	100.00%	363.64%
Grand Total	48	3	51	100.00%	11	100.00%	3.64%

Automatic Aid Received by Incident Type Category



Jan 01, 2024 12:00 AM to Feb 05, 2025 12:43 PM

Incident Type Category	2025		2025		2024		YTD % Change
	Jan	Feb	Grand Total - Current	% of Total Incidents - Current	Grand Total - Previous	% of Total Incidents - Previous	
1 - Fire	5	0	5	10.00%	4	8.00%	25.00%
3 - Rescue & Emergency Medical Service Incident	32	4	36	72.00%	40	80.00%	-10.00%
4 - Hazardous Condition (No Fire)	0	0	0	0.00%	1	2.00%	-100.00%
5 - Service Call	2	0	2	4.00%	0	0.00%	N/A
6 - Good Intent Call	5	0	5	10.00%	5	10.00%	0.00%
7 - False Alarm & False Call	2	0	2	4.00%	0	0.00%	N/A
Grand Total	46	4	50	100.00%	50	100.00%	0.00%

Mutual Aid Given by Fire Department Given Aid



Jan 01, 2024 12:00 AM to Feb 05, 2025 12:43 PM

Fire Department	FDID	2025		2025		2024		YTD % Change
		Jan	Feb	Grand Total - Current	% of Total Incidents - Current	Grand Total - Previous	% of Total Incidents - Previous	
Avra Valley Fire District	11032	0	0	0	N/A	3	100.00%	-100.00%
Grand Total		0	0	0	100.00%	3	100.00%	-100.00%

Automatic Aid Given by Fire Department Given Aid



Jan 01, 2024 12:00 AM to Feb 05, 2025 12:43 PM

2025				2025		2024		
Fire Department	FDID	Jan	Feb	Grand Total - Current	% of Total Incidents - Current	Grand Total - Previous	% of Total Incidents - Previous	YTD % Change
Golder Ranch Fire District	11081	2	0	2	50.00%	4	80.00%	-50.00%
Northwest Fire District	11123	0	0	0	0.00%	1	20.00%	-100.00%
Tucson Fire Department	11223	2	0	2	50.00%	0	0.00%	N/A
Grand Total		4	0	4	100.00%	5	100.00%	-20.00%

Mutual Aid Received by Fire Department



Jan 01, 2024 12:00 AM to Feb 05, 2025 12:43 PM

Fire Department	2025		2025		2024		YTD % Change
	Jan	Feb	Grand Total - Current	% of Total Incidents - Current	Grand Total - Previous	% of Total Incidents - Previous	
Avra Valley Fire District	47	3	50	98.00%	10	91.00%	400.00%
Picture Rocks Fire District	1	0	1	2.00%	1	9.00%	0.00%
Grand Total	48	3	51	100.00%	11	100.00%	3.64%

Automatic Aid Received by Fire Department

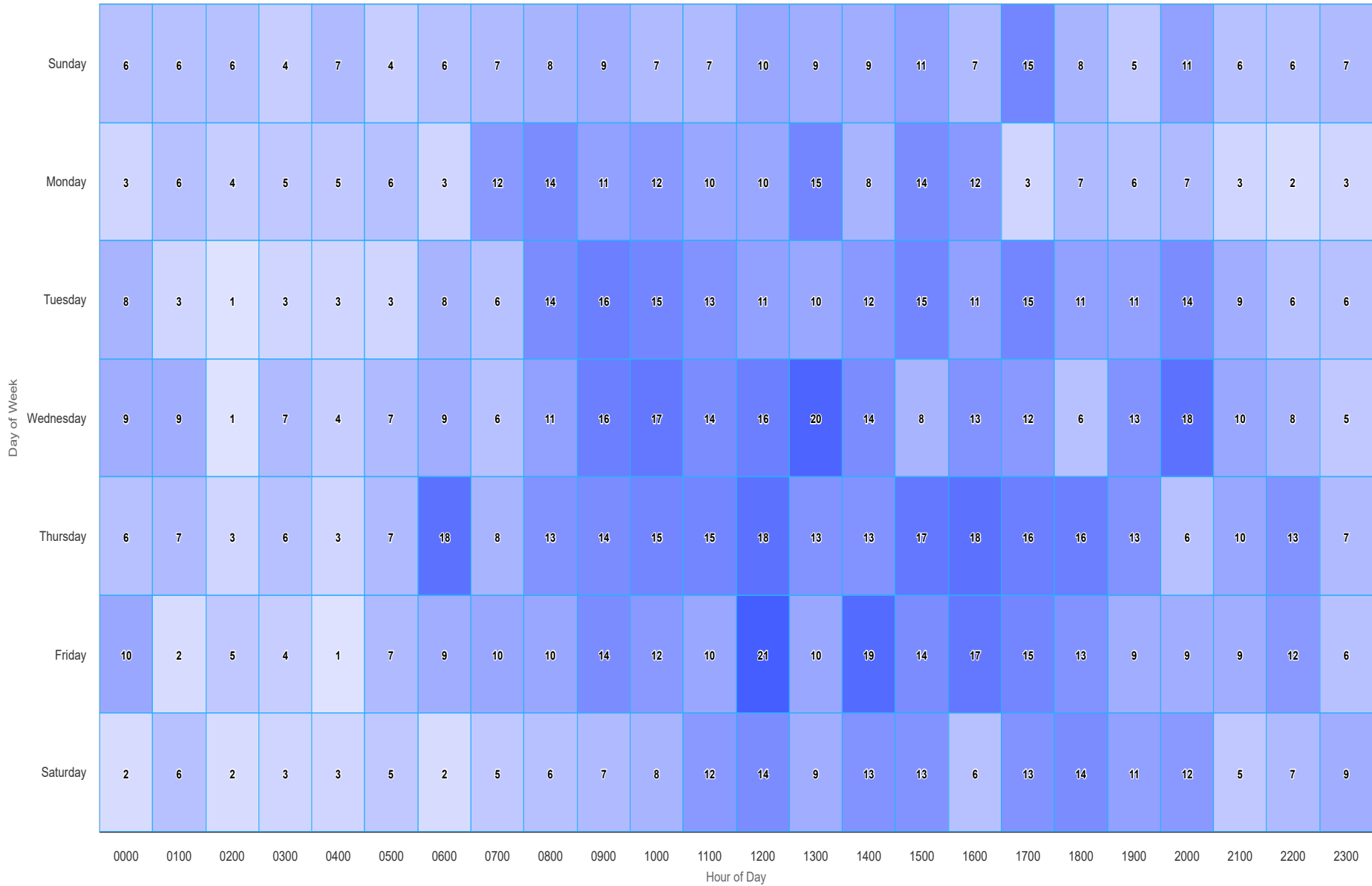


Jan 01, 2024 12:00 AM to Feb 05, 2025 12:43 PM

Fire Department	2025		2025		2024		YTD % Change
	Jan	Feb	Grand Total - Current	% of Total Incidents - Current	Grand Total - Previous	% of Total Incidents - Previous	
Golder Ranch Fire District	36	3	39	70.00%	32	62.00%	21.88%
Northwest Fire District	1	1	2	4.00%	2	4.00%	0.00%
Tucson Fire Department	15	0	15	27.00%	18	35.00%	-16.67%
Grand Total	52	4	56	100.00%	52	100.00%	7.69%

Incidents by Day and Hour

Jan 01, 2025 12:00 AM to Jan 31, 2025 11:59 PM



Monthly Call Volume Year over Year



Jan 01, 2024 12:00 AM to Feb 05, 2025 12:43 PM

Month Name	2025		2024		YTD % Change
	Grand Total - Current	% of Total Incidents - Current	Grand Total - Previous	% of Total Incidents - Previous	
January	1,549	89.00%	1,511	88.00%	2.51%
February	200	11.00%	200	12.00%	0.00%
Grand Total	1,749	100.00%	1,711	100.00%	2.22%

Property Loss Incidents (Top 20)



Jan 01, 2025 12:00 AM to Jan 31, 2025 11:59 PM

Agency Name	Incident Date Time	Incident Number	Property Use	Street Number	Street Name	City	State	Postal Code	Property Pre-Incident Value	Property Loss
Northwest Fire District	01/27/2025 07:56 AM	2503614	1 or 2 family dwelling	920	EDGEWATER	Pima County	AZ	85704	\$544,345	\$108,869
Northwest Fire District	01/18/2025 06:40 PM	2502419	Street or road in commercial area	(blank)	RIVER RD/N LA CANADA	Pima County	AZ	85704	\$5,000	\$5,000
Northwest Fire District	01/22/2025 12:21 AM	2502874	1 or 2 family dwelling	940	GARNETTE	Pima County	AZ	85705	\$20,000	\$5,000
Northwest Fire District	01/22/2025 05:51 AM	2502890	Outbuilding or shed	1630	SUNSET	Pima County	AZ	85704	\$8,513	\$4,257
Northwest Fire District	01/01/2025 01:56 AM	2500008	Parking Lot	6352	BARCELONA	Pima County	AZ	85704	\$2,500	\$2,500
Northwest Fire District	01/09/2025 01:25 AM	2501055	Bar or nightclub	4635	FLOWING WELLS	Pima County	AZ	85705	\$225,123	\$2,251
Northwest Fire District	01/06/2025 01:14 AM	2500621	1 or 2 family dwelling	5050	LA CHOLLA	Pima County	AZ	85705	\$25,000	\$1,200
Northwest Fire District	01/30/2025 09:39 PM	2504091	1 or 2 family dwelling	4868	SHANNON	Pima County	AZ	85705	\$12,500	\$125
Northwest Fire District	01/01/2025 07:21 PM	2500098	Residential street, road or residential driveway	11425	BOLNEY GATE	Marana	AZ	85653	\$100	\$100
Northwest Fire District	01/16/2025 12:52 AM	2502037	Multifamily dwelling, apartment	7759	SILVERBELL	Marana	AZ	85743	\$1,500	\$10

Overlapping Calls and Hours



Jan 01, 2025 12:00 AM to Jan 31, 2025 11:59 PM

Overlapping Calls	Occurrences	% of Occurrences	Hours	% of Hours
0 Overlapping Calls	855	18.32%	243	32.67%
1 Overlapping Call	689	14.76%	157	21.04%
2 Overlapping Calls	731	15.66%	88	11.86%
3 Overlapping Calls	666	14.27%	95	12.77%
4 Overlapping Calls	573	12.28%	61	8.15%
5 Overlapping Calls	418	8.95%	44	5.95%
6 Overlapping Calls	274	5.87%	22	3.01%
7 Overlapping Calls	183	3.92%	13	1.79%
8 Overlapping Calls	125	2.68%	10	1.40%
9 Overlapping Calls	70	1.50%	5	0.62%
10 Overlapping Calls	38	0.81%	2	0.32%
11 Overlapping Calls	22	0.47%	1	0.15%
12 Overlapping Calls	12	0.26%	1	0.19%
13 Overlapping Calls	8	0.17%	0	0.02%
14 Overlapping Calls	4	0.09%	0	0.06%
Totals	4,668	100.00%	744	100.00%

Calls in Progress

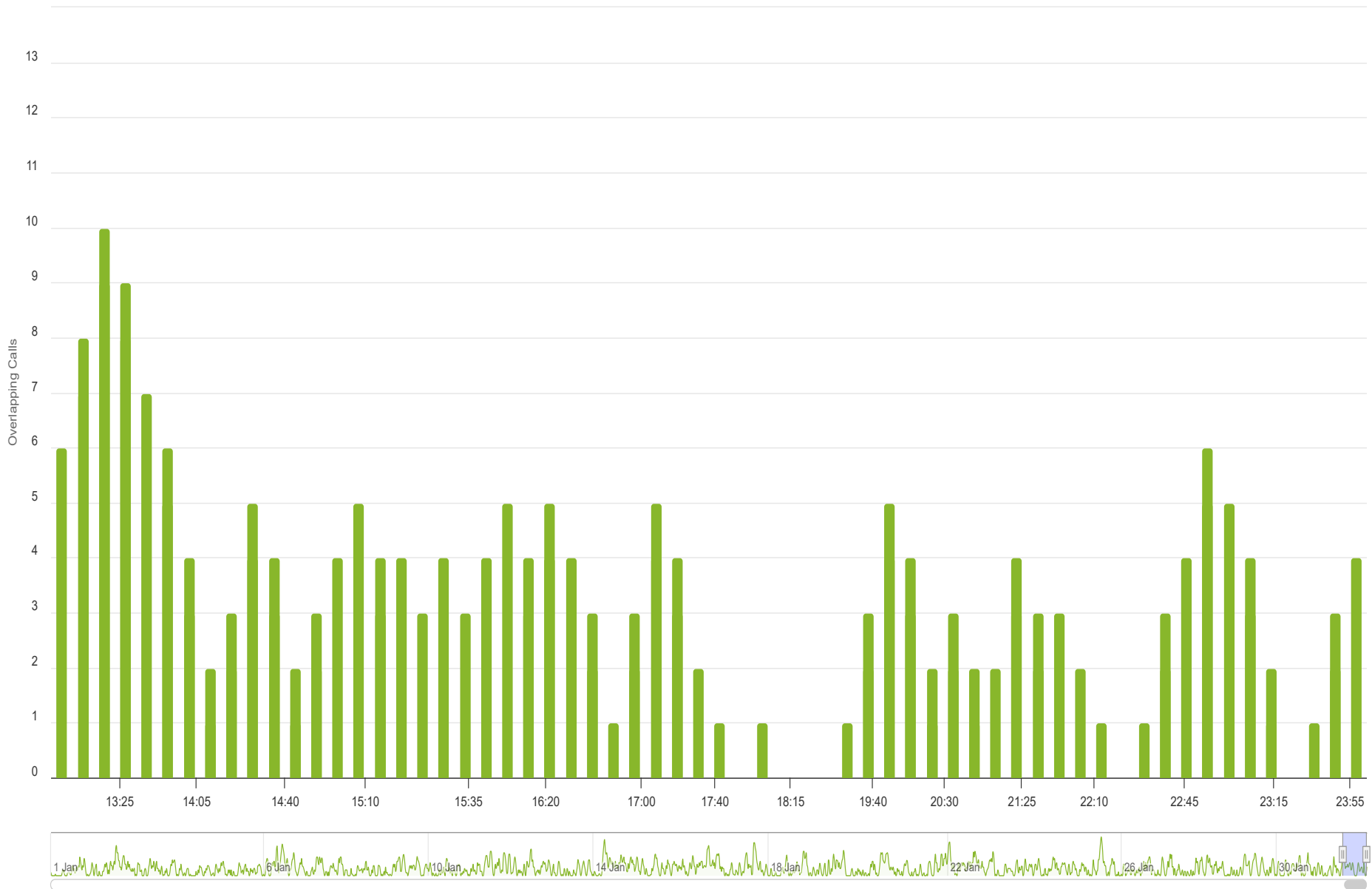


Jan 01, 2025 12:00 AM to Jan 31, 2025 11:59 PM

Calls in Progress	Occurrences	% of Occurrences	Hours	% of Hours
0 Calls In Progress	278	5.96%	164	22.09%
1 Call In Progress	577	12.36%	79	10.57%
2 Calls In Progress	689	14.76%	157	21.04%
3 Calls In Progress	731	15.66%	88	11.86%
4 Calls In Progress	666	14.27%	95	12.77%
5 Calls In Progress	573	12.28%	61	8.15%
6 Calls In Progress	418	8.95%	44	5.95%
7 Calls In Progress	274	5.87%	22	3.01%
8 Calls In Progress	183	3.92%	13	1.79%
9 Calls In Progress	125	2.68%	10	1.40%
10 Calls In Progress	70	1.50%	5	0.62%
11 Calls In Progress	38	0.81%	2	0.32%
12 Calls In Progress	22	0.47%	1	0.15%
13 Calls In Progress	12	0.26%	1	0.19%
14 Calls In Progress	8	0.17%	0	0.02%
15 Calls In Progress	4	0.09%	0	0.06%
Totals	4,668	100.00%	744	100.00%

Overlapping Calls

Jan 01, 2025 12:00 AM to Jan 31, 2025 11:59 PM



OPERATIONAL SERVICES PREVENTION BOARD REPORT

February 2025 Board Meeting

Statistics through January 2025

DEVELOPMENT

Permits by Type/Plans Review Completed	Marana	Pima County	RVFD	Total
Building - Custom SFR	5	6	6	77
Building - Model	3	1		36
Building - New	1	1		41
Building - T.I.	6	4		77
Commercial Fire Alarm		1		43
Commercial Fire Sprinkler	6	2	1	80
Commercial Kitchen Suppression	2	1		5
Development Plan	2			10
Emergency Response Radio Comm Systems				1
Final Plat				6
Fire Apparatus Access Road - Modification				1
Fireworks/Pyrotechnics				
Gas Detection Systems				3
Gate				
Hydrant Flow Test				1
Occupancy Compliance	1	1		10
Residential Final Plat				1
Seasonal Sales				1
SFR Fire Sprinkler	25	3	11	229
Solar				5
Special Event				
Special Systems				
Spray Booth				
Tent	1	1		15
Tentative Plat				4
Underground		1		1
Water Systems with Hydrants	2			29
January 2025 Total	54	22	18	94
Fiscal Year-to-Date Total	415	174	87	676

Permits by Type	Marana				Marana Total	Pima County				Pima County Total	FY 24-25' Totals
	FY Q1	FY Q2	FY Q3	FY Q4		FY Q1	FY Q2	FY Q3	FY Q4		
Building - Custom SFR	\$ 559.75	\$ 1,788.00	\$ 228.00		\$ 2,575.75	\$ 901.75	\$ 912.00	\$ 1,140.00		\$ 2,953.75	\$ 5,529.50
Building - Model	\$ 2,152.25	\$ 684.00	\$ 342.00		\$ 3,178.25	\$ 798.00		\$ 114.00		\$ 912.00	\$ 4,090.25
Building - New	\$ 6,994.00	\$ 2,035.50			\$ 9,029.50	\$ 2,075.00	\$ 457.00	\$ 457.00		\$ 2,989.00	\$ 12,018.50
Building - T.I.	\$ 5,910.00	\$ 3,443.50	\$ 456.00		\$ 9,809.50	\$ 2,467.00	\$ 2,052.00	\$ 1,255.00		\$ 5,774.00	\$ 15,583.50
Commercial Fire Alarm	\$ 4,431.54	\$ 3,159.00			\$ 7,590.54	\$ 7,022.75	\$ 5,138.00	\$ 262.00		\$ 12,422.75	\$ 20,013.29
Commercial Fire Sprinkler	\$ 46,540.88	\$ 1,540.00	\$ 1,230.00		\$ 49,310.88	\$ 12,412.50	\$ 1,869.00	\$ 2,054.00		\$ 16,335.50	\$ 65,646.38
Commercial Kitchen Suppression		\$ 457.00	\$ 662.00		\$ 1,119.00		\$ 457.00	\$ 457.00		\$ 914.00	\$ 2,033.00
Development Plan	\$ 803.75	\$ 778.13	\$ 1,142.00		\$ 2,723.88	\$ 518.75	\$ 571.00			\$ 1,089.75	\$ 3,813.63
ERRCS		\$ 251.00			\$ 251.00						\$ 251.00
Final Plat	\$ 1,119.50	\$ 634.00			\$ 1,753.50		\$ 457.00			\$ 457.00	\$ 2,210.50
Fire Apparatus Access											
Fireworks/Pyrotechnics											
Gas Detection Systems	\$ 228.00	\$ 456.00			\$ 684.00						\$ 684.00
Gate											
Hydrant Flow Test											
Occupancy Compliance											
Residential Final Plat	\$ 342.00				\$ 342.00						\$ 342.00
Seasonal Sales		\$ 114.00			\$ 114.00						\$ 114.00
SFR Fire Sprinkler	\$ 17,771.51	\$ 25,224.20	\$ 11,363.00		\$ 54,358.71	\$ 9,752.01	\$ 17,781.00	\$ 6,247.00		\$ 33,780.01	\$ 88,138.72
Solar	\$ 217.75	\$ 114.00			\$ 331.75		\$ 685.00			\$ 685.00	\$ 1,016.75
Special Events											
Special Systems											
Spray Booth											
Tent		\$ 2,280.00	\$ 171.00		\$ 2,451.00		\$ 1,368.00	\$ 171.00		\$ 1,539.00	\$ 3,990.00
Tentative Plat	\$ 342.00				\$ 342.00	\$ 457.00	\$ 684.00			\$ 1,141.00	\$ 1,483.00
Underground								\$ 114.00		\$ 114.00	\$ 114.00
Water Systems with Hydrants	\$ 7,310.12	\$ 8,899.50			\$ 16,209.62	\$ 3,755.08	\$ 1,427.00			\$ 5,182.08	\$ 21,391.70
Fiscal YTD Total	\$ 94,723.05	\$ 51,857.83	\$ 15,594.00		\$ 162,174.88	\$ 40,159.84	\$ 33,858.00	\$ 12,271.00		\$86,288.84	\$248,463.72

Permitting fees in Pima County contain the Rincon Valley FD Intergovernmental Agreement

FIRE INVESTIGATIONS

	January '25	FY To Date
All Fire Responses		
In District	19	106
Total Property Saved	\$ 869,863	\$ 30,556,912
Percent Saved	84%	77%
Pre-Incident Values (property and contents)	\$ 1,034,083	\$ 39,800,696
Fire Losses (property and contents)	\$ 164,220	\$ 9,243,784
Act of Nature	1	5
Failure of Equipment or Heat Source	0	14
Intentional	2	13
Undetermined After Investigation	9	44
Unintentional	7	30
Residential	3	22
Commercial	1	5
Outside (ex. Car Fire, Brush Fire)	15	79

PREVENTION SERVICES INSPECTION PROGRAM STATISTICS

Inspections by Type	FY Q1 Total	FY Q2 Total	January '25			FY Q3 Total	FY Q4 Total	Grand Total
			Marana	Pima County	RVFD			
Code Complaint	5	1						6
Commercial Fire Alarm	25	38	13	3		16		79
Commercial Kitchen Suppression	3	3	1	1		2		8
Commercial Sprinkler Final	32	42	10	5		15		89
Commercial Sprinkler Intermediate	44	37	15	6		21		102
Deficiency Report		5	2	3		5		10
Fire Department Access	2	1						3
Fire Department Access Re-Inspection		1						1
Fire Final	39	51	10	5		15		105
Fire Final Re-Inspection		1						1
Food Truck	1	2	1			1		4
Gas Detection System	5	3						8
Gate	1		1	2		3		4
General	602	486	116	157	1	274		1362
Occupancy Compliance	6	1	1			1		8
Re-Inspection	118	84	21	22	3	46		248
Seasonal Sales		1						1
SFR Sprinkler Final	115	57	17	3	11	31		203
SFR Sprinkler Final Re- Inspection	2		1			1		3
SFR Sprinkler Intermediate	60	88	20	12	7	39		187
Site Visit	17	6		1		1		24
Subdivision Closeout		1	1			1		2
Temporary C of O	4	6						10
Tent		10						10
Underground	51	38	12	8		20		109
Underground Re- Inspection		1						1
Grand Total	1132	964	242	227	22	492		2588

Community Assistance Program (CAP)	January	FYTD
Total CAP Responses	65	456
In District	40	295
Out of District	25	161
Call Types		
Accident/Traffic or Pedestrian	0	1
Addiction Resources	0	4
Adult/Vulnerable Adult Abuse	0	3
Assault	0	0
Behavioral Health Resources	1	10
Child Abuse	0	0
Code 900/ General	22	130
Code 900/ Homicide	0	0
Code 900/OME	8	39
Code 900/ Officer Involved Shooting	0	0
Code 900/ Pediatric	0	0
Code 900/ Suicide	2	12
Code Arrest/Family Support	1	12
Community Resource	5	22
Community Resource/Electronic Referral	2	14
Consult	0	1
Crisis Support	0	3
Domestic Violence	0	8
Drowning/Near Drowning	0	0
Elder Resource	5	11
Elder Resource/Electronic Referral	15	36
Family Resource	0	0
Fire/ Apartment	0	2
Fire/Business	0	2
Fire/ Car	0	2
Fire/ House	1	11

Fire/ Mobile Home	0	7
Fire/ Shed	0	0
Follow Up	0	1
Hospital Support/ Critical Illness	0	2
Mass Casualty/Large Scale	0	0
Notification	3	19
Sexual Assault/Rape	0	0
Transport	0	0
Other	0	1
Activity by Agency Request		
GRFD	19	118
MPD	0	11
NWFD	39	258
OVPD	1	22
PCSD	4	32
PCSO	0	1
VS	0	0
Other	0	4
Community Request	2	8
Activity by Jurisdiction		
NWFD	40	295
GRFD	22	149
TFD	1	4
Other	2	8
Contacts	296	2029
Incidents by Unit		
SR 331	16	135
SR 332	15	138
SR 333	34	182
SR 331/332	0	1
SR 331/333	0	0
Response Exceptions	6	24
Overlapping Incidents	1	9
Delayed Response Incidents	1	6

Concurrent Incidents	2	3
Cancelled En Route	1	5
Cancelled on Scene	1	1
Community Engagement		
Training		
EMS Training		
Lexipol		