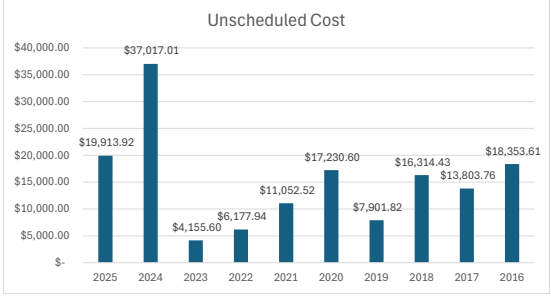
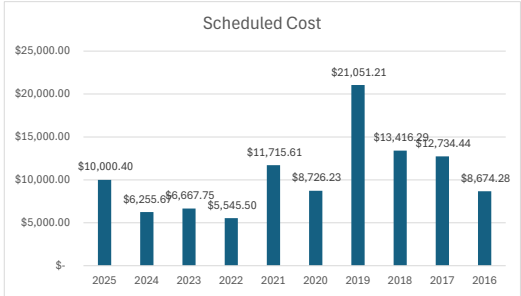
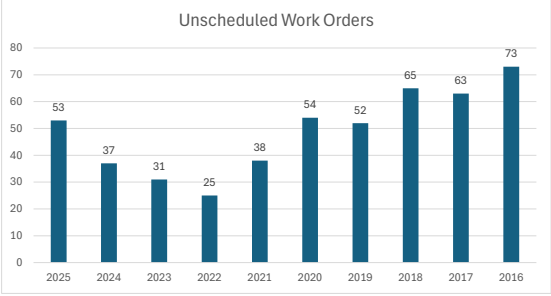
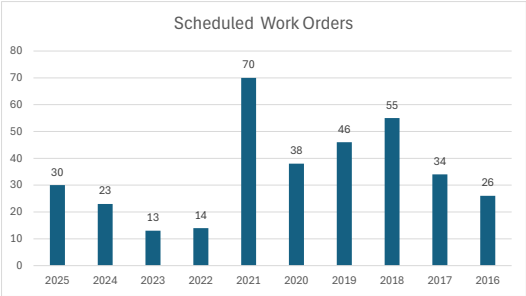
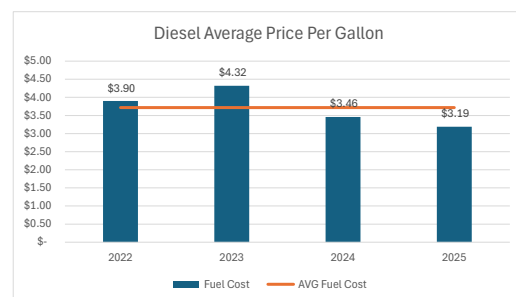
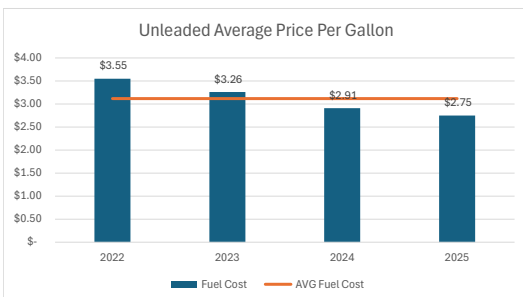
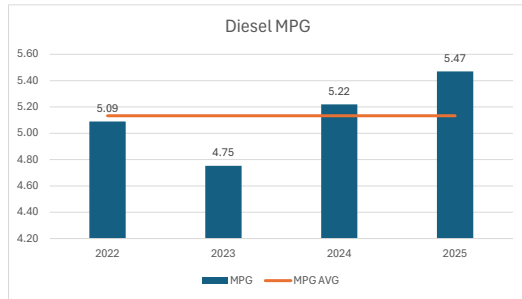
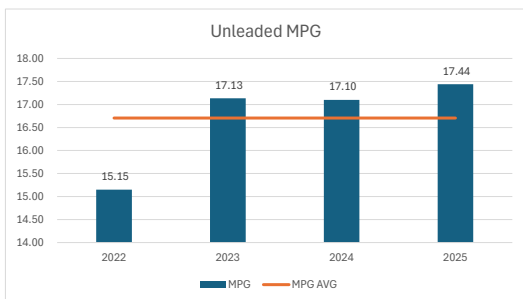
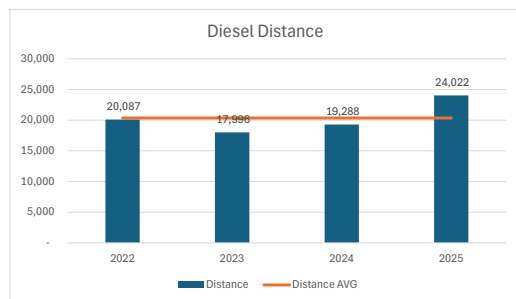
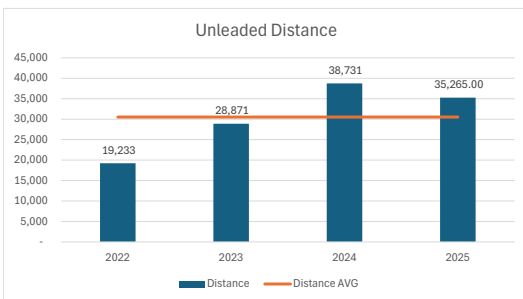
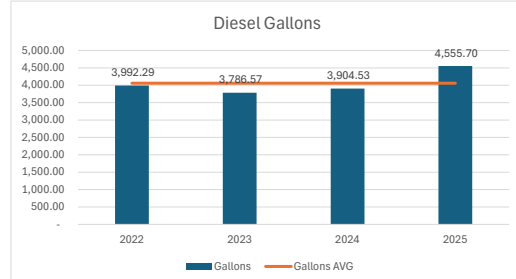
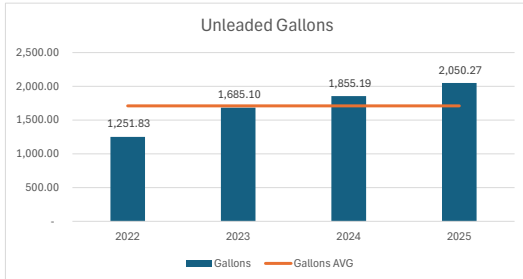
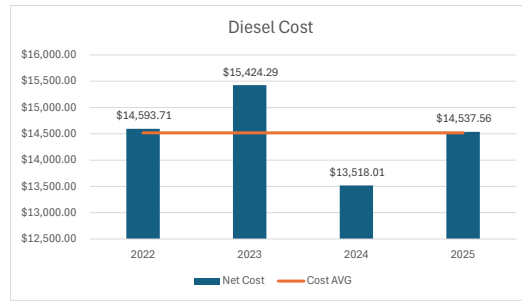
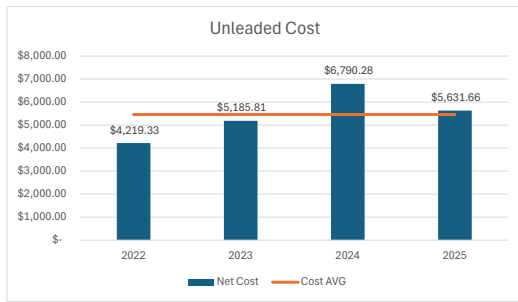


February



February



February

Fleet Services Activity Comparison					
	Work Order			Cost	
	Scheduled	Unscheduled	Pending	Scheduled	Unscheduled
2025	30	53	49	\$ 10,000.40	\$ 19,913.92
2024	23	37	82	\$ 6,255.67	\$ 37,017.01
2023	13	31	49	\$ 6,667.75	\$ 4,155.60
2022	14	25	75	\$ 5,545.50	\$ 6,177.94
2021	70	38	53	\$ 11,715.61	\$ 11,052.52
2020	38	54	52	\$ 8,726.23	\$ 17,230.60
2019	46	52	63	\$ 21,051.21	\$ 7,901.82
2018	55	65	54	\$ 13,416.29	\$ 16,314.43
2017	34	63	59	\$ 12,734.44	\$ 13,803.76
2016	26	73	44	\$ 8,674.28	\$ 18,353.61
Average	34.90	49.10	58.00	\$ 10,478.74	\$ 15,192.12

Work Order Delays				
	Parts	Vendor	Recalls	Funding
2025	4	2	1	1

DOWNTIME		
Shop	Days	Reason
S0801	28	PUMP
S0802	8.92	CHECK ENGINE
S0805	8.01	PM / PUMP / SUSPENSION
S1004	7.52	PM / SUSPENSION
S1003	9.02	PM
S1615	2.29	PM
S1707	4.76	PM
S1810	6.02	ENGINE
S2101	3	PM

DOWN TIME (HOURS)	3,437.22
PM'S (APPARATUS / AMBULANCE)	6.00
TIRES (WORK ORDERS)	3

UNLEADED FUEL										
February	Net Cost	Cost AVG	Gallons	Gallons AVG	Distance	Distance AVG	MPG	MPG AVG	Fuel Cost	AVG Fuel Cost
2022	\$ 4,219.33	\$ 5,456.77	1,251.83	1,710.60	19,233	30,525.00	15.15	16.71	\$ 3.55	\$ 3.12
2023	\$ 5,185.81	\$ 5,456.77	1,685.10	1,710.60	28,871	30,525.00	17.13	16.71	\$ 3.26	\$ 3.12
2024	\$ 6,790.28	\$ 5,456.77	1,855.19	1,710.60	38,731	30,525.00	17.10	16.71	\$ 2.91	\$ 3.12
2025	\$ 5,631.66	\$ 5,456.77	2,050.27	1,710.60	35,265.00	30,525.00	17.44	16.71	\$ 2.75	\$ 3.12

DIESEL FUEL										
February	Net Cost	Cost AVG	Gallons	Gallons AVG	Distance	Distance AVG	MPG	MPG AVG	Fuel Cost	AVG Fuel Cost
2022	\$ 14,593.71	\$ 14,518.39	3,992.29	4,059.77	20,087	20,348.25	5.09	5.13	\$ 3.90	\$ 3.72
2023	\$ 15,424.29	\$ 14,518.39	3,786.57	4,059.77	17,996	20,348.25	4.75	5.13	\$ 4.32	\$ 3.72
2024	\$ 13,518.01	\$ 14,518.39	3,904.53	4,059.77	19,288	20,348.25	5.22	5.13	\$ 3.46	\$ 3.72
2025	\$ 14,537.56	\$ 14,518.39	4,555.70	4,059.77	24,022	20,348.25	5.47	5.13	\$ 3.19	\$ 3.72

FEBRUARY

1-2	3-9	10-16	17-23	24-28	TOTAL	CATEGORY	NOTES
0	2	1	0	1	4	AFTER HOURS CALL OUT	1007 CHECK ENGINE (ANGEL)
							973 TURN SIGNAL (ANGEL)
							1502 SIREN (KEVIN)
							0527 COMPARTMENT DOOR (JAYDEN)
0	0	0	0	0	0	BREAK DOWN DURING CALL	
1	1	0	0	0	2	PHONED NO CALL OUT	2101 TIRE ISSUE (BILLY)
							1616 COOLANT LEAK (BILLY)
0	0	0	0	0	0	TRAINING	
0	0	0	0	0	0	SPECIAL ACTIVITES	
0	0	0	0	0	0	ACCIDENT	
0	0	0	0	0	0	MISC	
1	3	1	0	1	6	TOTAL	
6						GRAND TOTAL	