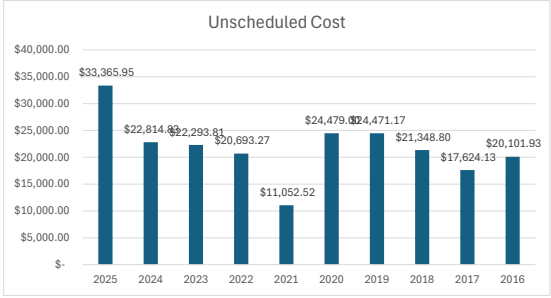
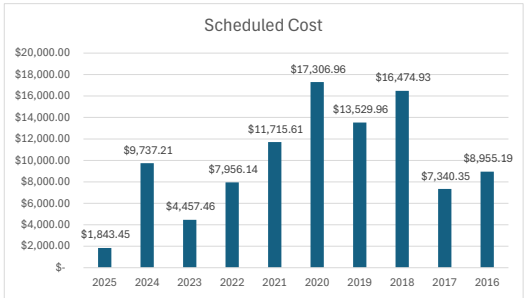
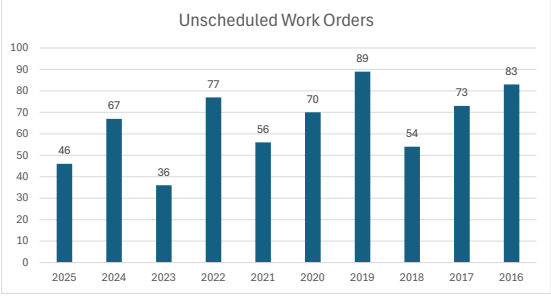
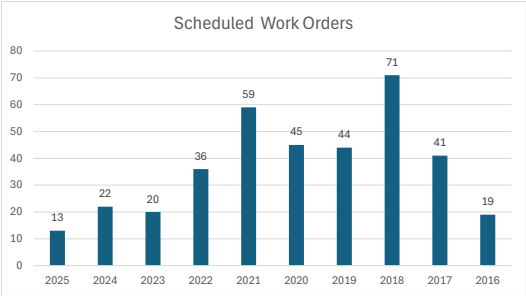
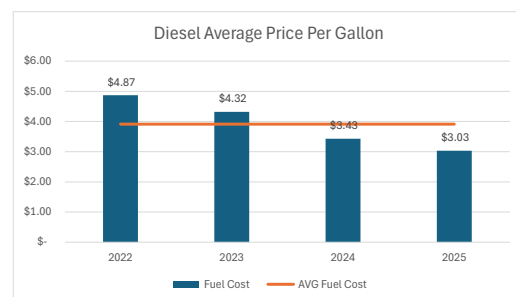
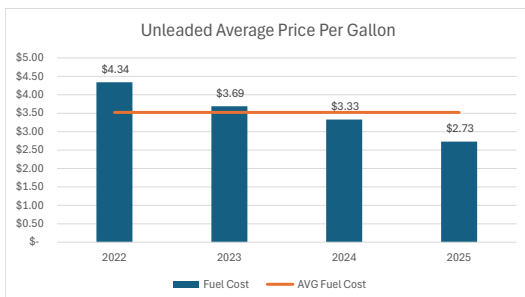
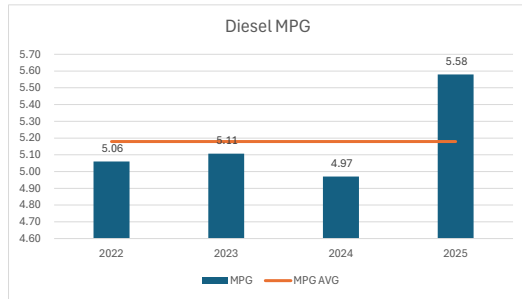
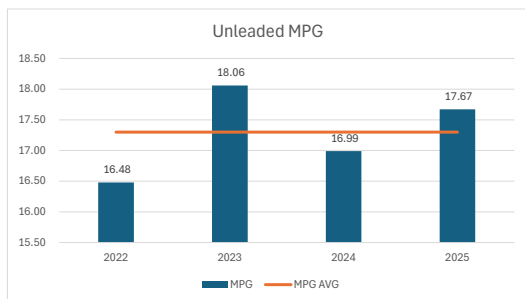
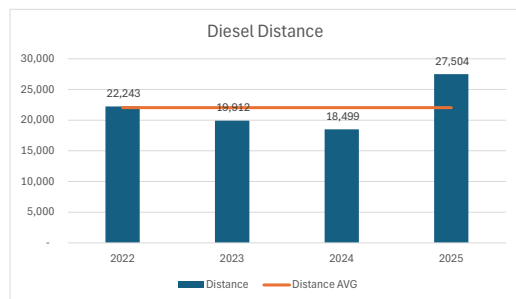
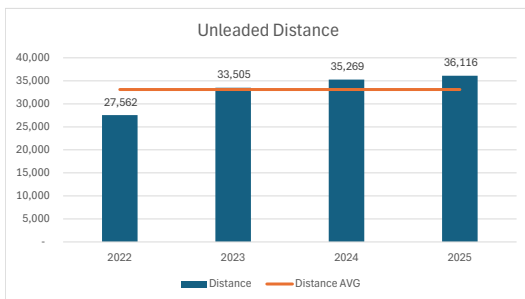
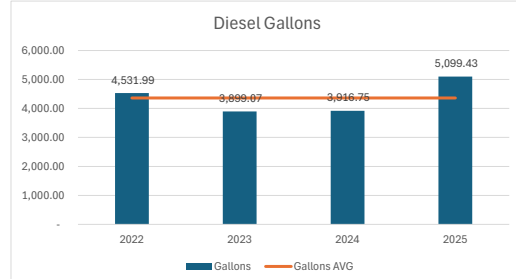
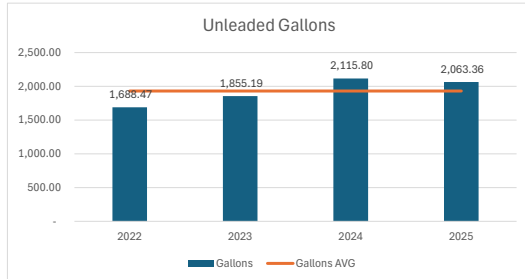
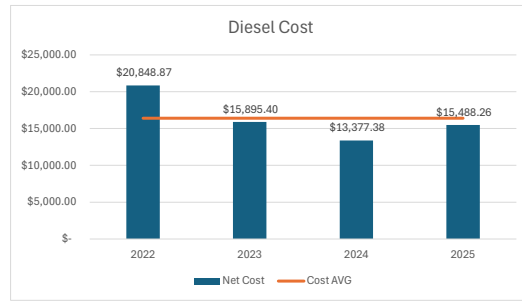
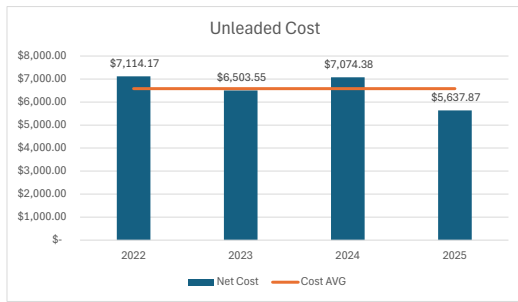


# March



# March



# March

Fleet Services Activity Comparison					
	Work Order			Cost	
	Scheduled	Unscheduled	Pending	Scheduled	Unscheduled
2025	13	46	55	\$ 1,843.45	\$ 33,365.95
2024	22	67	77	\$ 9,737.21	\$ 22,814.83
2023	20	36	53	\$ 4,457.46	\$ 22,293.81
2022	36	77	62	\$ 7,956.14	\$ 20,693.27
2021	59	56	63	\$ 11,715.61	\$ 11,052.52
2020	45	70	48	\$ 17,306.96	\$ 24,479.00
2019	44	89	45	\$ 13,529.96	\$ 24,471.17
2018	71	54	57	\$ 16,474.93	\$ 21,348.80
2017	41	73	43	\$ 7,340.35	\$ 17,624.13
2016	19	83	29	\$ 8,955.19	\$ 20,101.93
Average	37.00	65.10	53.20	\$ 9,931.73	\$ 21,824.54

Work Order Delays				
	Parts	Vendor	Recalls	Funding
2024	1	2	8	4
2025	4	1	2	0

DOWNTIME		
Shop	Days	Reason
S0057	1.5	UL INSPECTION / REPAIRS
S0527	1.16	PUMP
S0992	0.92	UL INSPECTION
S1501	2.19	HVAC
S1810	3.93	PM
S1811	0.98	RADIO / LIGHTS
S1616	25.49	PM / AXLE
S1005	18.54	PM / PUMP
S0801	31	PUMP

DOWN TIME (HOURS)	2,297.97
PM'S (APPARATUS / AMBULANCE)	3
TIRES (WORK ORDERS)	1

UNLEADED FUEL										
March	Net Cost	Cost AVG	Gallons	Gallons AVG	Distance	Distance AVG	MPG	MPG AVG	Fuel Cost	AVG Fuel Cost
2022	\$ 7,114.17	\$ 6,582.49	1,688.47	1,930.71	27,562	33,113.00	16.48	17.30	\$ 4.34	\$ 3.52
2023	\$ 6,503.55	\$ 6,582.49	1,855.19	1,930.71	33,505	33,113.00	18.06	17.30	\$ 3.69	\$ 3.52
2024	\$ 7,074.38	\$ 6,582.49	2,115.80	1,930.71	35,269	33,113.00	16.99	17.30	\$ 3.33	\$ 3.52
2025	\$ 5,637.87	\$ 6,582.49	2,063.36	1,930.71	36,116	33,113.00	17.67	17.30	\$ 2.73	\$ 3.52

DIESEL FUEL										
March	Net Cost	Cost AVG	Gallons	Gallons AVG	Distance	Distance AVG	MPG	MPG AVG	Fuel Cost	AVG Fuel Cost
2022	\$ 20,848.87	\$ 16,402.48	4,531.99	4,361.81	22,243	22,039.50	5.06	5.18	\$ 4.87	\$ 3.91
2023	\$ 15,895.40	\$ 16,402.48	3,899.07	4,361.81	19,912	22,039.50	5.11	5.18	\$ 4.32	\$ 3.91
2024	\$ 13,377.38	\$ 16,402.48	3,916.75	4,361.81	18,499	22,039.50	4.97	5.18	\$ 3.43	\$ 3.91
2025	\$ 15,488.26	\$ 16,402.48	5,099.43	4,361.81	27,504	22,039.50	5.58	5.18	\$ 3.03	\$ 3.91

## MARCH

1-2	3-9	10-16	17-23	24-30	31	TOTAL	CATEGORY	NOTES
0	0	0	0	1	0	1	AFTER HOURS CALL OUT	992 WATER WAY VALVE (JAYDEN)
0	0	0	0	0	0	0	BREAK DOWN DURING CALL	
0	0	0	0	0	0	0	PHONED NO CALL OUT	
0	0	0	2	1	0	3	TRAINING	ANGEL CUMMINS (11.2 HOURS)
								BILLY ASE TESTING (2 HOURS)
								JAYDEN EMISSIONS TESTING (4 HOURS)
0	0	0	0	0	0	0	SPECIAL ACTIVITES	
0	0	0	0	0	0	0	ACCIDENT	
0	0	0	2	0	0	2	MISC	OLD AIR POWER (985) & SMOKE TRAILER (0523) SOLD
0	0	0	4	2	0	6	TOTAL	
6							GRAND TOTAL	