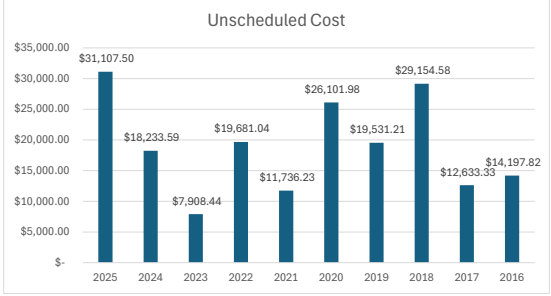
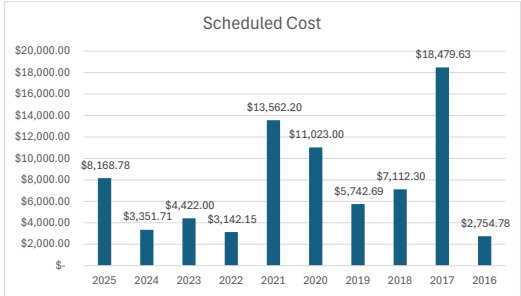
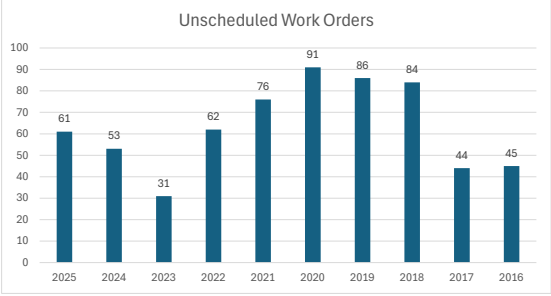
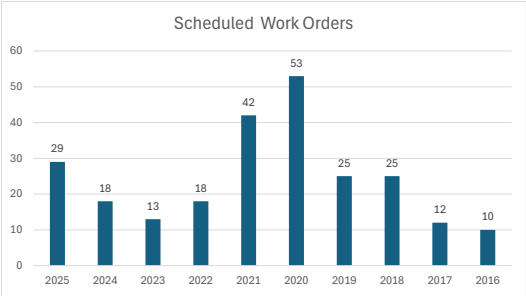
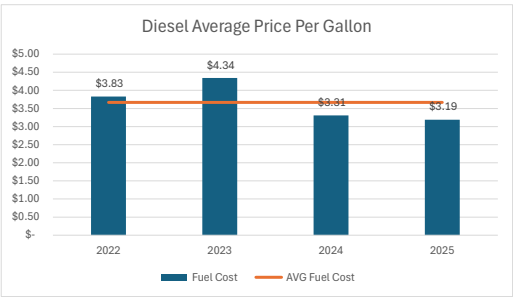
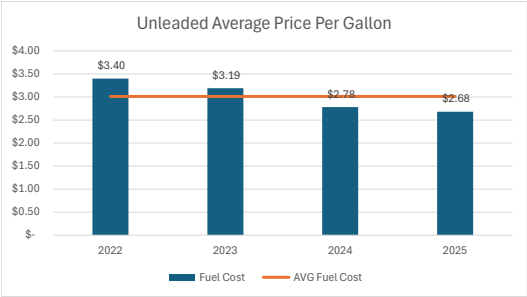
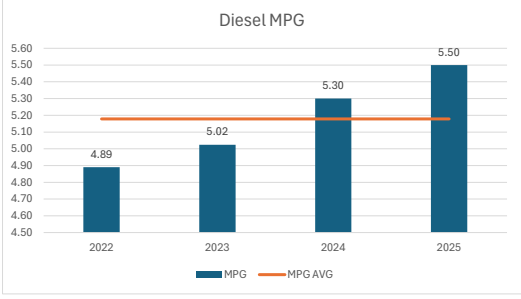
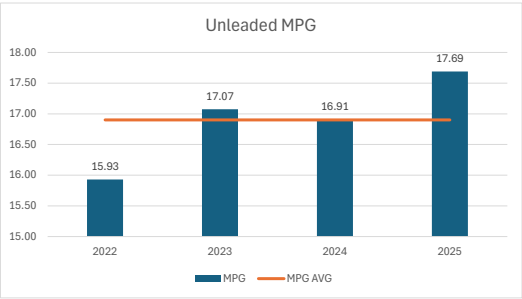
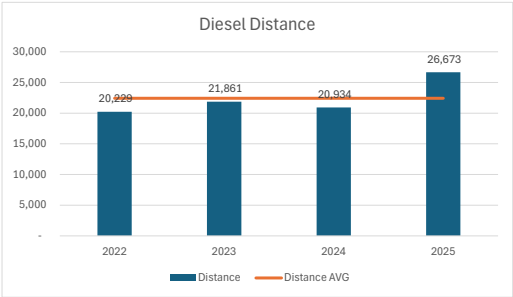
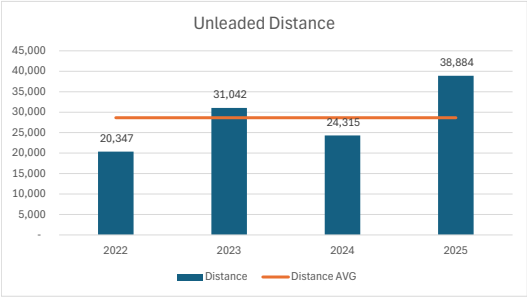
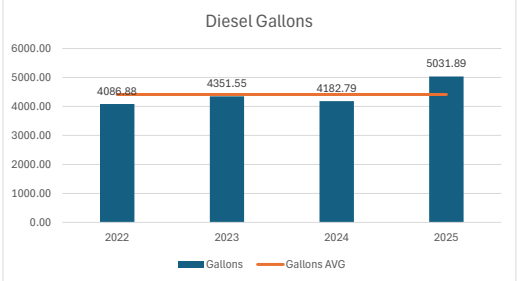
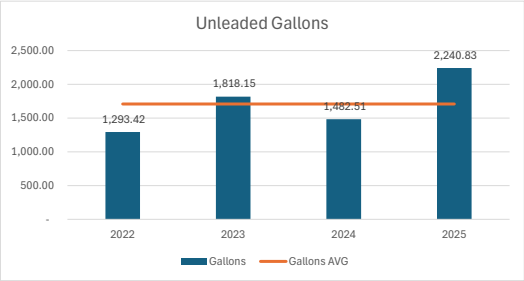
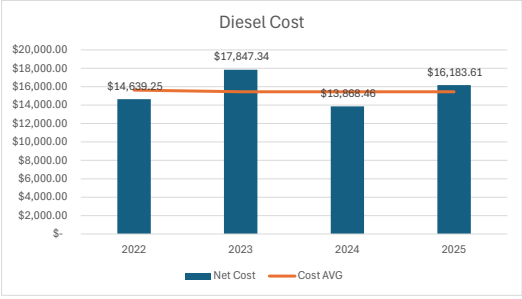
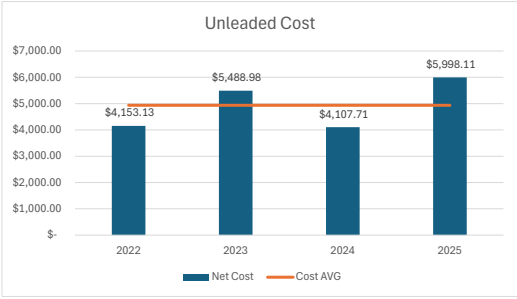


# January



# January



# January

| Fleet Services Activity Comparison |            |             |         |              |              |  |
|------------------------------------|------------|-------------|---------|--------------|--------------|--|
|                                    | Work Order |             |         | Cost         |              |  |
|                                    | Scheduled  | Unscheduled | Pending | Scheduled    | Unscheduled  |  |
| 2025                               | 29         | 61          | 48      | \$ 8,168.78  | \$ 31,107.50 |  |
| 2024                               | 18         | 53          | 83      | \$ 3,351.71  | \$ 18,233.59 |  |
| 2023                               | 13         | 31          | 57      | \$ 4,422.00  | \$ 7,908.44  |  |
| 2022                               | 18         | 62          | 69      | \$ 3,142.15  | \$ 19,681.04 |  |
| 2021                               | 42         | 76          | 59      | \$ 13,562.20 | \$ 11,736.23 |  |
| 2020                               | 53         | 91          | 46      | \$ 11,023.00 | \$ 26,101.98 |  |
| 2019                               | 25         | 86          | 53      | \$ 5,742.69  | \$ 19,531.21 |  |
| 2018                               | 25         | 84          | 78      | \$ 7,112.30  | \$ 29,154.58 |  |
| 2017                               | 12         | 44          | 47      | \$ 18,479.63 | \$ 12,633.33 |  |
| 2016                               | 10         | 45          | 38      | \$ 2,754.78  | \$ 14,197.82 |  |
| Average                            | 24.50      | 63.30       | 57.80   | 7775.92      | 19028.57     |  |

| Work Order Delays |       |        |         |         |
|-------------------|-------|--------|---------|---------|
|                   | Parts | Vendor | Recalls | Funding |
| 2025              | 4     | 3      | 2       | 0       |

| DOWNTIME |       |                        |
|----------|-------|------------------------|
| Shop     | Days  | Reason                 |
| S0526    | 8.04  | PM                     |
| S0527    | 2.86  | PM                     |
| S0804    | 9.06  | PUMP ISSUES            |
| S0901    | 10.19 | BRAKES                 |
| S1006    | 12.08 | PM                     |
| S1501    | 10.58 | PM / TIRE / BRAKES     |
| S1708    | 31    | PM / ENGINE / PUMP     |
| S1811    | 5.87  | PM / TIRE / ELECTRICAL |
| S1901    | 2.13  | PM / ENGINE            |

|                              |         |
|------------------------------|---------|
| DOWN TIME (HOURS)            | 5326.07 |
| PM'S (APPARATUS / AMBULANCE) | 7       |
| TIRES (WORK ORDERS)          | 1       |

| UNLEADED FUEL |             |             |          |             |          |              |       |         |           |               |
|---------------|-------------|-------------|----------|-------------|----------|--------------|-------|---------|-----------|---------------|
| January       | Net Cost    | Cost AVG    | Gallons  | Gallons AVG | Distance | Distance AVG | MPG   | MPG AVG | Fuel Cost | AVG Fuel Cost |
| 2022          | \$ 4,153.13 | \$ 4,936.98 | 1,293.42 | 1708.73     | 20,347   | 28647.00     | 15.93 | 16.90   | \$ 3.40   | \$ 3.01       |
| 2023          | \$ 5,488.98 | \$ 4,936.98 | 1,818.15 | 1708.73     | 31,042   | 28647.00     | 17.07 | 16.90   | \$ 3.19   | \$ 3.01       |
| 2024          | \$ 4,107.71 | \$ 4,936.98 | 1,482.51 | 1708.73     | 24,315   | 28647.00     | 16.91 | 16.90   | \$ 2.78   | \$ 3.01       |
| 2025          | \$ 5,998.11 | \$ 4,936.98 | 2,240.83 | 1708.73     | 38,884   | 28647.00     | 17.69 | 16.90   | \$ 2.68   | \$ 3.01       |

| DIESEL FUEL |              |              |         |             |          |              |      |         |           |               |
|-------------|--------------|--------------|---------|-------------|----------|--------------|------|---------|-----------|---------------|
| January     | Net Cost     | Cost AVG     | Gallons | Gallons AVG | Distance | Distance AVG | MPG  | MPG AVG | Fuel Cost | AVG Fuel Cost |
| 2022        | \$ 14,639.25 | \$ 15,634.67 | 4086.88 | 4413.28     | 20,229   | 22424.25     | 4.89 | 5.18    | \$ 3.83   | \$ 3.67       |
| 2023        | \$ 17,847.34 | \$ 15,451.68 | 4351.55 | 4413.28     | 21,861   | 22424.25     | 5.02 | 5.18    | \$ 4.34   | \$ 3.67       |
| 2024        | \$ 13,868.46 | \$ 15,451.68 | 4182.79 | 4413.28     | 20,934   | 22424.25     | 5.30 | 5.18    | \$ 3.31   | \$ 3.67       |
| 2025        | \$ 16,183.61 | \$ 15,451.68 | 5031.89 | 4413.28     | 26,673   | 22424.25     | 5.50 | 5.18    | \$ 3.19   | \$ 3.67       |

# JANUARY

| 1-5 | 6-12 | 13-19 | 20-26 | 27-31 | TOTAL | CATEGORY               | NOTES                                    |
|-----|------|-------|-------|-------|-------|------------------------|--|
| 2   |      | 1     |       | 1     | 4     | AFTER HOURS CALL OUT   | 1007 REGEN ISSUE (ANGEL)                 |
|     |      |       |       |       |       |                        | 057 COOLANT LEAK (ANGEL)                 |
|     |      |       |       |       |       |                        | 1502 BAD BATTERY (JAYDEN)                |
|     |      |       |       |       |       |                        | 0802 CHECK ENGINE (BEN)                  |
|     | 1    |       |       |       | 1     | BREAK DOWN DURING CALL | 1708 STARTER (JAYDEN)                    |
|     |      | 1     | 1     |       | 2     | PHONED NO CALL OUT     | 1614 MDT (JAYDEN)                        |
|     |      |       |       |       |       |                        | 0901 TIRE (BEN)                          |
|     |      |       |       |       | 0     | TRAINING               |  |
|     |      |       | 1     |       | 1     | SPECIAL ACTIVITES      | 022 SALE TO SOUTH TUCSON FIRE DEPARTMENT |
|     |      |       | 1     |       | 1     | ACCIDENT               | 2306                                     |
|     |      |       |       |       | 0     | MISC                   |  |
| 2   | 1    | 2     | 3     | 1     | 9     | TOTAL                  |  |
| 9   |      |       |       |       |       | GRAND TOTAL            |  |